

2021-2022

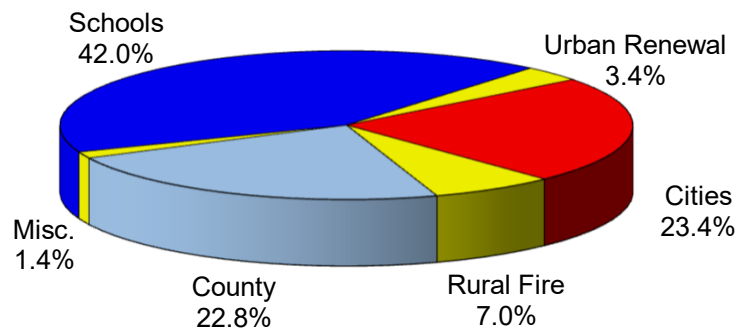
SUMMARY OF ASSESSMENT AND TAX ROLL - LINN COUNTY, OREGON

VALUATION for Tax Year beginning July 1, 2021

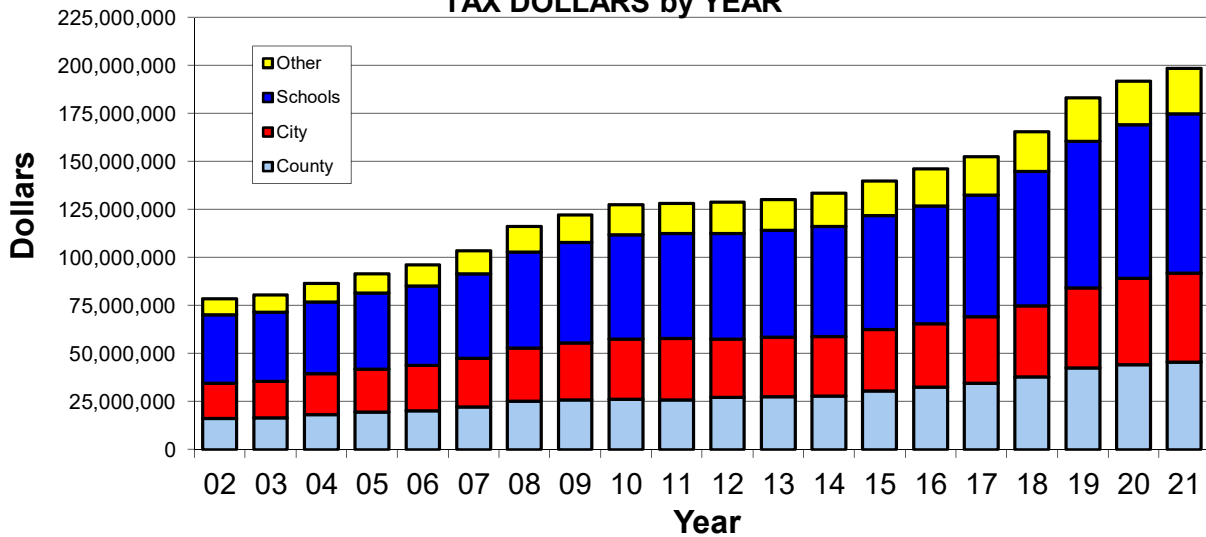
	Real Market Value	Assessed Value	Service Exemption	Taxable Value
Real Property	19,946,310,026	10,699,738,967	41,330,717	10,658,408,250
Manufactured Structures	275,335,845	162,079,293	2,387,083	159,692,210
Personal Property	358,820,790	358,820,790		358,820,790
Public Utilities	612,956,301	567,118,723		567,118,723
Total	21,193,422,962	11,787,757,773	43,717,800	11,744,039,973

Real Market Value (RMV) is an estimate of selling prices.
 Assessed Value (AV) is the value as calculated under Measure 50.
 Taxable Value is Assessed Value less Disabled Veteran's and Active Service Exemptions.

DISTRIBUTION of TAX DOLLARS



TAX DOLLARS by YEAR



LINN COUNTY TAX SUMMARY

2021-2022

ASSESSMENT & TAXES by DISTRICT

	REAL MARKET VALUE	TAXABLE VALUE	LESS URBAN RENEWAL	TOTAL VALUE TO COMPUTE TAX RATES	MAXIMUM TAX RATE	TAXES IMPOSED
COUNTY	21,193,422,962	11,744,039,973	488,601,754	11,255,438,219	4.1036	45,286,306.64
CITIES						
Albany	5,998,111,668	3,825,104,034	300,729,535	3,524,374,499	7.8087	27,791,194.31
Brownsville	232,918,756	127,430,946		127,430,946	8.0460	1,025,306.12
Gates	6,284,910	3,488,855		3,488,855	0.2824	985.25
Halsey	111,312,362	65,664,413		65,664,413	6.4420	423,010.10
Harrisburg	432,473,516	258,875,669	35,352,552	223,523,117	4.9061	1,146,585.45
Idanha	9,376,060	4,760,403		4,760,403	2.5029	11,914.86
Lebanon	2,247,910,222	1,374,784,522	145,516,521	1,229,268,001	6.3437	7,946,016.19
Lyons	176,361,620	100,009,746		100,009,746	1.8926	189,277.85
Mill City	152,592,038	87,902,274		87,902,274	4.1578	365,406.59
Millersburg	898,602,685	648,246,290		648,246,290	3.5000	2,268,865.45
Scio	105,386,846	59,805,413		59,805,413	4.9057	293,387.37
Sodaville	37,159,250	19,622,460		19,622,460	0.4552	8,932.13
Sweet Home	963,434,004	537,281,944		537,281,944	10.4357	5,049,336.91
TOTAL						46,520,218.58
RURAL FIRE PROTECTION DISTRICTS						
Albany	771,764,271	375,469,214		375,469,214	2.1500	807,257.84
Brownsville	713,049,332	311,127,495		311,127,495	2.1687	674,739.93
Corvallis	291,993,744	172,487,107		172,487,107	2.1140	364,637.07
Gates	61,000,682	26,154,016		26,154,016	2.3000	60,154.27
Halsey/Shedd	1,081,544,378	547,772,527		547,772,527	0.9894	541,965.54
Harrisburg	1,020,356,285	466,574,689	35,408,552	431,166,137	1.8369	817,048.45
Idanha	14,213,628	6,456,229		6,456,229	2.3392	15,101.70
Jefferson	472,129,197	206,745,405		206,745,405	1.5755	325,726.19
Lebanon	4,522,067,784	2,433,193,682	152,453,614	2,280,740,068	2.5510	5,854,064.18
Lyons	489,188,553	279,320,754		279,320,754	1.7427	486,779.54
Mill City	224,244,615	139,420,452		139,420,452	1.6048	223,733.08
Mohawk	244,260	104,100		104,100	2.2853	237.90
Scio	1,100,438,605	450,591,061		450,591,061	1.8145	817,595.12
Stayton	292,928,929	124,460,098		124,460,098	1.3133	163,452.65
Sw Hm Fire/Am 1	1,928,115,209	971,886,448		971,886,448	1.7567	1,707,328.31
Sw Hm Am 2	166,741,181	101,034,151		101,034,151	0.3500	35,361.90
Tangent	725,417,347	412,487,650		412,487,650	2.5739	1,061,701.99
TOTAL						13,956,885.66
SCHOOL DISTRICTS						
Albany	8,945,206,064	5,519,234,515	300,729,535	5,218,504,980	6.6176	34,745,317.22
Central Linn	1,753,474,902	851,154,587		851,154,587	4.6179	3,809,697.91
Corvallis	302,990,540	177,703,896		177,703,896	7.8982	1,321,187.03
Eugene	25,596,240	14,244,296		14,244,296	7.7581	108,550.96
Harrisburg	1,011,246,174	459,627,480	35,408,552	424,218,928	6.2082	2,633,171.93
Jefferson	107,652,793	40,613,273		40,613,273	6.2101	247,265.73
Lebanon	4,881,169,457	2,581,596,872	152,463,667	2,429,133,205	6.6965	16,152,522.62
Marcola	354,270	91,989		91,989	6.6247	605.07
N Santiam	689,404,256	343,473,496		343,473,496	5.4188	1,845,525.82
Santiam Can	449,710,508	272,529,370		272,529,370	7.1927	1,907,329.26
Scio	857,323,535	359,236,680		359,236,680	4.5080	1,612,755.56
Sweet Home	2,167,950,863	1,123,190,159		1,123,190,159	6.8388	7,547,300.23
TOTAL						71,931,229.34

LINN COUNTY TAX SUMMARY


2021-2022

	REAL MARKET VALUE	TAXABLE VALUE	LESS URBAN RENEWAL	TOTAL VALUE TO COMPUTE TAX RATES	MAXIMUM TAX RATE	TAXES IMPOSED
EDUCATIONAL SERVICE DISTRICTS						
Lane	25,950,510	14,336,285		14,336,285	0.2232	3,196.76
Linn Ben Linc	20,369,072,043	11,344,273,559	488,601,754	10,855,671,805	0.3049	3,290,213.75
Willamette	797,057,049	384,086,769		384,086,769	0.2967	112,596.97
TOTAL						3,406,007.48
COMMUNITY COLLEGES and LIBRARIES						
Chemeketa CC	835,564,073	488,011,291		488,011,291	0.8938	427,409.20
Lane CC	1,037,196,684	473,963,765	35,408,552	438,555,213	0.9554	428,312.86
Linn Benton CC	19,319,318,845	10,780,721,557	453,193,202	10,327,528,355	0.6667	6,890,182.71
Benton Lib	23,288,740	18,130,391		18,130,391	0.3947	7,156.06
Chemeketa Lib	835,564,073	488,011,291		488,011,291	0.0818	39,917.74
TOTAL						7,792,978.57
MISCELLANEOUS DISTRICTS						
4H Extension	21,193,422,962	11,744,039,973	488,601,754	11,255,438,219	0.0700	788,094.75
Dev/Con Wtr	67,047,687	24,915,255		24,915,255	0.1614	4,021.21
Jef Pk Rec	107,652,793	40,613,273		40,613,273	0.2914	11,834.65
Leb Aqua Cntr	4,881,169,457	2,581,596,872	152,463,667	2,429,133,205	0.2400	583,422.11
N Lebanon Wtr	256,470,151	118,784,432		118,784,432	0.1420	16,867.48
Sw Hm Cem	1,571,568,292	826,002,222		826,002,222	0.2166	178,912.39
S Santiam Wtr	53,564,730	17,547,112		17,547,112	1.0044	17,624.28
TOTAL						1,600,776.87
URBAN RENEWAL DISTRICTS						
Albany	5,998,111,668	3,825,104,034		3,825,104,034		3,822,793.39
Harrisburg	432,529,516	258,931,669		258,931,669		444,451.12
Lebanon II	2,253,495,053	1,376,484,747		1,376,484,747		986,654.85
Lebanon III	2,275,297,782	1,390,192,077		1,390,192,077		487,654.07
Lebanon IV	2,247,910,222	1,374,784,522		1,374,784,522		942,384.12
Lebanon Downtown	2,247,910,222	1,374,784,522		1,374,784,522		33,126.04
Lebanon Mill Race	2,247,910,222	1,374,784,522		1,374,784,522		64,328.38
TOTAL						6,781,391.97

SPECIAL ASSESSMENTS

DELINQUENT SEWER ASSESSMENTS:

Albany	31,298.40
Lebanon	23,580.08
Sweet Home	30,671.90
Tangent	1,996.20
TOTAL	87,546.58



Forest Patrol	268,058.06
Forest Patrol Surcharge	111,055.00
Little Muddy Creek Water Control	6,699.56
Fertile District Imp Co	3,338.56
Grand Prairie Water Control Dist.	20,500.01
Grand Prairie #2B	177,407.03
Mobile Home Ombudsman Fee	38,586.39
Additional Farmland Tax	260,449.97
Additional Forestland Tax	47,813.14
Delinquent Sewer	87,546.58
TOTAL	1,021,454.30
Corrections	77,567.20
Late Filing Penalties	166,648.10

TOTAL IMPOSED AD VALOREM TAXES AND ASSESSMENTS

198,541,464.71

IMPOSED AD VALOREM TAX BY PROPERTY TYPE

REAL PROPERTY	182,051,547.51
PERSONAL PROPERTY	5,586,995.24
MANUFACTURED STRUCTURES	2,624,561.41
UTILITIES	8,278,360.55
TOTAL	198,541,464.71

LINN COUNTY TAX SUMMARY

2021-2022

CODE 00701 HARRISBURG Value \$218,728,012 LINN CNTY 3.9295 ESD LBL 0.2633 LANE CC 0.8708 HARSBG SD 5.4329 HARSBG CTY 4.4291 HARSBG RFD 1.6819 4H EXT 0.0605 HARSBG UR 1.7171 Total 18.3851	CODE 00707 Value \$53,992,527 LINN CNTY 4.1036 ESD LBL 0.3049 LANE CC 0.9554 HARSBG SD 6.2082 HARSBG RFD 1.8369 4H EXT 0.0700 Total 13.4790	CODE 00801 ALBANY Value \$2,599,282,964 LINN CNTY 4.0035 ESD LBL 0.2858 LBCC 0.6250 ALBANY SD 6.2024 ALBANY CTY 7.3909 4H EXT 0.0645 ALBANY UR 0.9994 Total 19.5715	CODE 00807 Value \$383,334,881 LINN CNTY 4.1036 ESD LBL 0.3049 LBCC 0.6667 ALBANY SD 6.6176 MILRSBG CTY 3.5000 4H EXT 0.0700 Total 15.2628	CODE 00814 Value \$2,313,917 LINN CNTY 4.1036 ESD LBL 0.3049 LBCC 0.6667 ALBANY SD 6.6176 HLY/SHD RFD 0.9894 4H EXT 0.0700 Total 12.7522	CODE 00820 Value \$5,757,855 LINN CNTY 4.1036 ESD LBL 0.3049 LBCC 0.6667 ALBANY SD 6.6176 SCIO RFD 1.8145 N LEB WTR 0.1420 4H EXT 0.0700 Total 13.7193
CODE 00702 Value \$104,899,928 LINN CNTY 4.1036 ESD LBL 0.3049 LANE CC 0.9554 HARSBG SD 6.2082 HARSBG RFD 1.8369 4H EXT 0.0700 Total 13.4790	CODE 00708 Value \$39,288,957 LINN CNTY 3.9295 ESD LBL 0.2633 LANE CC 0.8708 HARSBG SD 5.4329 HARSBG CTY 4.4291 HARSBG RFD 1.6819 4H EXT 0.0605 HARSBG UR 1.7171 Total 18.3851	CODE 00802 Value \$170,190,606 LINN CNTY 4.1036 ESD LBL 0.3049 LBCC 0.6667 ALBANY SD 6.6176 ALBANY RFD 2.1500 4H EXT 0.0700 Total 13.9128	CODE 00808 Value \$206,271,491 LINN CNTY 4.1036 ESD LBL 0.3049 LBCC 0.6667 ALBANY SD 6.6176 TANGENT RFD 2.5739 4H EXT 0.0700 Total 14.3367	CODE 00815 Value \$1,147,262 LINN CNTY 4.1036 ESD LBL 0.3049 LBCC 0.6667 ALBANY SD 6.6176 LEBANON RFD 2.5510 4H EXT 0.0700 Total 14.3138	CODE 00821 Value \$14,148,390 LINN CNTY 4.1036 ESD LBL 0.3049 LBCC 0.6667 ALBANY SD 6.6176 ALBANY RFD 2.1500 N LEB WTR 0.1420 4H EXT 0.0700 Total 14.0548
CODE 00703 Value \$593,181 LINN CNTY 4.1036 ESD LBL 0.3049 LANE CC 0.9554 HARSBG SD 6.2082 BRNSVL RFD 2.1687 4H EXT 0.0700 Total 13.8108	CODE 00709 Value \$28,861,302 LINN CNTY 4.1036 ESD LBL 0.3049 LANE CC 0.9554 HARSBG SD 6.2082 HARSBG RFD 1.8369 4H EXT 0.0700 Total 13.4790	CODE 00803 Value \$11,488,333 LINN CNTY 4.1036 ESD LBL 0.3049 LBCC 0.6667 ALBANY SD 6.6176 4H EXT 0.0700 Total 11.7628	CODE 00809 Value \$146,203,409 LINN CNTY 4.1036 ESD LBL 0.3049 LBCC 0.6667 ALBANY SD 6.6176 JEFFRSN RFD 1.5755 4H EXT 0.0700 Total 13.3383	CODE 00816 Value \$18,184,171 LINN CNTY 4.1036 ESD LBL 0.3049 LBCC 0.6667 ALBANY SD 6.6176 CORVLS RFD 2.1140 4H EXT 0.0700 Total 13.8768	CODE 00822 Value \$79,376 LINN CNTY 4.1036 ESD LBL 0.3049 LBCC 0.6667 ALBANY SD 6.6176 N LEB WTR 0.1420 4H EXT 0.0700 Total 11.9048
CODE 00704 Value \$2,310,791 LINN CNTY 4.1036 ESD LBL 0.3049 LANE CC 0.9554 HARSBG SD 6.2082 HLY/SHD RFD 0.9894 4H EXT 0.0700 Total 12.6315	CODE 00710 Value \$80,632 LINN CNTY 4.1036 ESD LBL 0.3049 LANE CC 0.9554 HARSBG SD 6.2082 HARSBG RFD 1.8369 4H EXT 0.0700 Total 13.4790	CODE 00804 Value \$58,533,981 LINN CNTY 4.1036 ESD LBL 0.3049 LBCC 0.6667 ALBANY SD 6.6176 ALBANY RFD 2.1500 4H EXT 0.0700 Total 13.9128	CODE 00810 Value \$10,937,425 LINN CNTY 4.1036 ESD LBL 0.3049 LBCC 0.6667 ALBANY SD 6.6176 JEFFRSN RFD 1.5755 DEV/CON WTR 0.1614 4H EXT 0.0700 Total 13.4997	CODE 00817 Value \$31,207,335 LINN CNTY 4.1036 ESD LBL 0.3049 LBCC 0.6667 ALBANY SD 6.6176 SCIO RFD 1.8145 4H EXT 0.0700 Total 13.5773	CODE 00823 Value \$4,139,863 LINN CNTY 4.1036 ESD LBL 0.3049 LBCC 0.6667 ALBANY SD 6.6176 LEBANON RFD 2.5510 N LEB WTR 0.1420 4H EXT 0.0700 Total 14.4558
CODE 00705 Value \$9,011,294 LINN CNTY 4.1036 ESD LBL 0.3049 LANE CC 0.9554 HARSBG SD 6.2082 4H EXT 0.0700 Total 11.6421	CODE 00711 Value \$56,000 LINN CNTY 3.9295 ESD LBL 0.2633 LANE CC 0.8708 HARSBG SD 5.4329 HARSBG RFD 1.6819 4H EXT 0.0605 HARSBG UR 1.2401 Total 13.4790	CODE 00805 MILLERSBURG Value \$257,939,415 LINN CNTY 4.1036 ESD LBL 0.3049 LBCC 0.6667 ALBANY SD 6.6176 MILRSBG CTY 3.5000 4H EXT 0.0700 Total 15.2628	CODE 00811 TANGENT Value \$176,946,666 LINN CNTY 4.1036 ESD LBL 0.3049 LBCC 0.6667 ALBANY SD 6.6176 TANGENT RFD 2.5739 4H EXT 0.0700 Total 14.3367	CODE 00818 Value \$3,473,201 LINN CNTY 4.1036 ESD LBL 0.3049 LBCC 0.6667 ALBANY SD 6.6176 ALBANY RFD 2.1500 S SANT WTR 1.0044 4H EXT 0.0700 Total 14.9172	CODE 00824 Value \$7,938,735 LINN CNTY 4.1036 ESD LBL 0.3049 LBCC 0.6667 ALBANY SD 6.6176 JEFFRSN RFD 1.5755 S SANT WTR 1.0044 4H EXT 0.0700 Total 14.3427
CODE 00706 Value \$946,156 LINN CNTY 4.1036 ESD LBL 0.3049 LANE CC 0.9554 HARSBG SD 6.2082 4H EXT 0.0700 Total 11.6421	CODE 00712 Value \$858,700 LINN CNTY 3.9295 ESD LBL 0.2633 LANE CC 0.8708 HARSBG SD 5.4329 HARSBG CTY 4.4291 4H EXT 0.0605 HARSBG UR 1.5621 Total 16.5482	CODE 00806 Value \$6,505,900 LINN CNTY 4.1036 ESD LBL 0.3049 LBCC 0.6667 ALBANY SD 6.6176 MILRSBG CTY 3.5000 4H EXT 0.0700 Total 15.2628	CODE 00813 Value \$1,057,300 LINN CNTY 4.1036 ESD LBL 0.3049 LBCC 0.6667 ALBANY SD 6.6176 4H EXT 0.0700 Total 11.7628	CODE 00819 Value \$443,079 LINN CNTY 4.1036 ESD LBL 0.3049 LBCC 0.6667 ALBANY SD 6.6176 SCIO RFD 1.8145 S SANT WTR 1.0044 4H EXT 0.0700 Total 14.5817	

Tax rates are shown in dollars per thousand of taxable value. Rates are before Measure 5 compression.

CODE 00825 Value \$7,106,329 LINN CNTY 4.1036 ESD LBL 0.3049 LBCC 0.6667 ALBANY SD 6.6176 JEFFRSN RFD 1.5755 4H EXT 0.0700 Total 13.3383	CODE 00833 Value \$1,722,873 LINN CNTY 4.1036 ESD LBL 0.3049 LBCC 0.6667 ALBANY SD 6.6176 TANGENT RFD 2.5739 4H EXT 0.0700 Total 14.3367	CODE 00847 Value \$857,930 LINN CNTY 4.0035 ESD LBL 0.2858 LBCC 0.6250 ALBANY SD 6.2024 ALBANY CTY 7.3909 4H EXT 0.0645 ALBANY UR 0.9994 Total 19.5715	CODE 00904 SODAVILLE Value \$19,589,410 LINN CNTY 4.1036 ESD LBL 0.3049 LBCC 0.6667 LEBANON SD 6.6965 SODAVLE CTY 0.4552 LEBANON RFD 2.5510 LEB AQUA CNTR 0.2400 4H EXT 0.0700 Total 15.0879	CODE 00914 Value \$19,823,522 LINN CNTY 4.1036 ESD LBL 0.3049 LBCC 0.6667 LEBANON SD 6.6965 LEBANON RFD 2.5510 LEB AQUA CNTR 0.2400 4H EXT 0.0700 Total 14.6327	CODE 00920 Value \$680,189 LINN CNTY 4.1036 ESD LBL 0.3049 LBCC 0.6667 LEBANON SD 6.6965 LEBANON RFD 2.5510 N LEB WTR 0.1420 LEB AQUA CNTR 0.2400 4H EXT 0.0700 Total 14.7747
CODE 00826 Value \$113,342,579 LINN CNTY 4.1036 ESD LBL 0.3049 LBCC 0.6667 ALBANY SD 6.6176 ALBANY RFD 2.1500 4H EXT 0.0700 Total 13.9128	CODE 00834 Value \$32,908,720 LINN CNTY 4.1036 ESD LBL 0.3049 LBCC 0.6667 ALBANY SD 6.6176 HLY/SHD RFD 0.9894 4H EXT 0.0700 Total 12.7522	CODE 00848 Value \$285,070 LINN CNTY 4.0035 ESD LBL 0.2858 LBCC 0.6250 ALBANY SD 6.2024 ALBANY CTY 7.3909 4H EXT 0.0645 ALBANY UR 0.9994 Total 19.5715	CODE 00905 LEBANON Value \$794,193,476 LINN CNTY 3.9630 ESD LBL 0.2715 LBCC 0.6081 LEBANON SD 5.9562 LEBANON CTY 5.7805 LEBANON RFD 2.2952 N LEB WTR 0.1420 LEB AQUA CNTR 0.2138 4H EXT 0.0624 LEBANON UR 1.8257 Total 21.1184	CODE 00916 Value \$17,479,248 LINN CNTY 3.9630 ESD LBL 0.2715 LBCC 0.6081 LEBANON SD 5.9562 LEBANON CTY 5.7805 LEBANON RFD 2.2952 N LEB WTR 0.1420 LEB AQUA CNTR 0.2138 4H EXT 0.0624 LEBANON UR 1.8257 Total 21.1184	CODE 00921 Value \$4,078,288 LINN CNTY 3.9630 ESD LBL 0.2715 LBCC 0.6081 LEBANON SD 5.9562 LEBANON CTY 5.7805 LEBANON RFD 2.2952 LEB AQUA CNTR 0.2138 4H EXT 0.0624 LEBANON UR 1.8257 Total 20.9764
CODE 00827 Value \$316,596,254 LINN CNTY 4.0035 ESD LBL 0.2858 LBCC 0.6250 ALBANY SD 6.2024 ALBANY CTY 7.3909 4H EXT 0.0645 ALBANY UR 0.9994 Total 19.5715	CODE 00835 Value \$8,108,191 LINN CNTY 4.1036 ESD LBL 0.3049 LBCC 0.6667 ALBANY SD 6.6176 CORVLS RFD 2.1140 4H EXT 0.0700 Total 13.8768	CODE 00901 Value \$33,050 LINN CNTY 4.1036 ESD LBL 0.3049 LBCC 0.6667 LEBANON SD 6.6965 SODAVLE CTY 0.4552 LEB AQUA CNTR 0.2400 4H EXT 0.0700 Total 12.5369	CODE 00907 Value \$4,868,452 LINN CNTY 4.1036 ESD LBL 0.3049 LBCC 0.6667 LEBANON SD 6.6965 LEBANON RFD 2.5510 N LEB WTR 0.1420 LEB AQUA CNTR 0.2400 4H EXT 0.0700 Total 14.7747	CODE 00917 Value \$38,295,880 LINN CNTY 3.9630 ESD LBL 0.2715 LBCC 0.6081 LEBANON SD 5.9562 LEBANON CTY 5.7805 LEBANON RFD 2.2952 LEB AQUA CNTR 0.2138 4H EXT 0.0624 LEBANON UR 1.8257 Total 20.9764	CODE 00922 Value \$467,450 LINN CNTY 3.9630 ESD LBL 0.2715 LBCC 0.6081 LEBANON SD 5.9562 LEBANON CTY 5.7805 LEBANON RFD 2.2952 N LEB WTR 0.1420 LEB AQUA CNTR 0.2138 4H EXT 0.0624 LEBANON UR 1.8257 Total 21.1184
CODE 00828 Value \$2,633,812 LINN CNTY 4.1036 ESD LBL 0.3049 LBCC 0.6667 ALBANY SD 6.6176 TANGENT RFD 2.5739 4H EXT 0.0700 Total 14.3367	CODE 00836 Value \$327,500 LINN CNTY 4.1036 ESD LBL 0.3049 LBCC 0.6667 ALBANY SD 6.6176 4H EXT 0.0700 Total 11.7628	CODE 00902 Value \$674,649,837 LINN CNTY 4.1036 ESD LBL 0.3049 LBCC 0.6667 LEBANON SD 6.6965 LEBANON RFD 2.5510 LEB AQUA CNTR 0.2400 4H EXT 0.0700 Total 14.6327	CODE 00908 Value \$28,707,102 LINN CNTY 4.1036 ESD LBL 0.3049 LBCC 0.6667 LEBANON SD 6.6965 SCIO RFD 1.8145 LEB AQUA CNTR 0.2400 4H EXT 0.0700 Total 13.8962	CODE 00918 Value \$38,508,974 LINN CNTY 4.1036 ESD LBL 0.3049 LBCC 0.6667 LEBANON SD 6.6965 LEBANON RFD 2.5510 LEB AQUA CNTR 0.2400 4H EXT 0.0700 Total 14.6327	CODE 00923 Value \$289,500 LINN CNTY 3.9630 ESD LBL 0.2715 LBCC 0.6081 LEBANON SD 5.9562 LEBANON CTY 5.7805 LEB AQUA CNTR 0.2138 4H EXT 0.0624 LEBANON UR 1.8257 Total 18.4254
CODE 00829 Value \$9,674,636 LINN CNTY 4.1036 ESD LBL 0.3049 LBCC 0.6667 ALBANY SD 6.6176 TANGENT RFD 2.5739 4H EXT 0.0700 Total 14.3367	CODE 00840 Value \$63,250 LINN CNTY 4.1036 ESD LBL 0.3049 LBCC 0.6667 ALBANY SD 6.6176 4H EXT 0.0700 Total 15.2628	CODE 00903 Value \$25,505,294 LINN CNTY 4.1036 ESD LBL 0.3049 LBCC 0.6667 LEBANON SD 6.6965 LEB AQUA CNTR 0.2400 4H EXT 0.0700 Total 12.0817	CODE 00909 Value \$912,301 LINN CNTY 4.1036 ESD LBL 0.3049 LBCC 0.6667 LEBANON SD 6.6965 LEB AQUA CNTR 0.2400 4H EXT 0.0700 Total 12.0817	CODE 00919 Value \$233,795 LINN CNTY 4.1036 ESD LBL 0.3049 LBCC 0.6667 LEBANON SD 6.6965 LEB AQUA CNTR 0.2400 4H EXT 0.0700 Total 12.0817	CODE 00924 Value \$16,000 LINN CNTY 3.9630 ESD LBL 0.2715 LBCC 0.6081 LEBANON SD 5.9562 LEBANON CTY 5.7805 LEB AQUA CNTR 0.2138 4H EXT 0.0624 LEBANON UR 1.5699 Total 18.4254
CODE 00830 Value \$365,225,872 LINN CNTY 4.0035 ESD LBL 0.2858 LBCC 0.6250 ALBANY SD 6.2024 ALBANY CTY 7.3909 4H EXT 0.0645 ALBANY UR 0.9994 Total 19.5715	CODE 00846 Value \$542,855,944 LINN CNTY 4.0035 ESD LBL 0.2858 LBCC 0.6250 ALBANY SD 6.2024 ALBANY CTY 7.3909 4H EXT 0.0645 ALBANY UR 0.9994 Total 19.5715	Tax rates are shown in dollars per thousand of taxable value. Rates are before Measure 5 compression.			

LINN COUNTY TAX SUMMARY

2021-2022

CODE 00925		CODE 00932		CODE 00938		CODE 00943		CODE 00948		CODE 00953	
Value \$111,496,790		Value \$5,945,965		Value \$18,178,860		Value \$39,530		Value \$60,673,390		Value \$580,128	
LINN CNTY	3.9630	LINN CNTY	4.1036	LINN CNTY	4.1036	LINN CNTY	3.9630	LINN CNTY	4.1036	LINN CNTY	4.0481
ESD LBL	0.2715	ESD LBL	0.3049	ESD LBL	0.3049	ESD LBL	0.2715	ESD LBL	0.3049	ESD LBL	0.2917
LBCC	0.6081	LBCC	0.6667	LBCC	0.6667	LBCC	0.6081	LBCC	0.6667	LBCC	0.6449
LEBANON SD	5.9562	LEBANON SD	6.6965	LEBANON SD	6.6965	LEBANON SD	5.9562	LEBANON SD	6.6965	LEBANON SD	6.4047
LEBANON CTY	5.7805	BRNSVL RFD	2.1687	SCIO RFD	1.8145	LEBANON CTY	5.7805	LEBANON RFD	2.5510	LEBANON RFD	2.4525
LEBANON RFD	2.2952	LEB AQUA CNTR	0.2400	LEB AQUA CNTR	0.2400	LEBANON RFD	2.2952	N LEB WTR	0.1420	LEB AQUA CNTR	0.2296
LEB AQUA CNTR	0.2138	4H EXT	0.0700	4H EXT	0.0700	N LEB WTR	0.1420	LEB AQUA CNTR	0.2400	4H EXT	0.0670
4H EXT	0.0624	Total	14.2504	Total	13.8962	LEB AQUA CNTR	0.2138	4H EXT	0.0700	LEBANON UR	0.4942
LEBANON UR	1.8257	CODE 00933		CODE 00939		4H EXT	0.0624	Total	14.7747	Total	14.6327
Total	20.9764	Value \$38,860,621		Value \$3,963,862		LEBANON UR	1.8257	CODE 00949		CODE 00954	
CODE 00926		LINN CNTY 4.1036		LINN CNTY 4.1036		Total	21.1184	Value \$451,260		Value \$78,881,470	
Value \$4,000		ESD LBL 0.3049		ESD LBL 0.3049		CODE 00944		LINN CNTY 3.9630		LINN CNTY 3.9630	
LINN CNTY	3.9630	LBCC 0.6667		LBCC 0.6667		Value \$21,559,092		ESD LBL 0.2715		ESD LBL 0.2715	
ESD LBL	0.2715	LEBANON SD 6.6965		LEBANON SD 6.6965		LINN CNTY 4.1036		LBCC 0.6081		LBCC 0.6081	
LBCC	0.6081	LEBANON RFD 2.5510		SCIO RFD 1.8145		ESD LBL 0.3049		LEBANON SD 5.9562		LEBANON SD 5.9562	
LEBANON SD	5.9562	LEB AQUA CNTR 0.2400		N LEB WTR 0.1420		LBCC 0.6667		LEBANON CTY 5.7805		LEBANON CTY 5.7805	
LEBANON CTY	5.7805	4H EXT 0.0700		LEB AQUA CNTR 0.2400		LEBANON SD 6.6965		LEBANON RFD 2.2952		LEBANON RFD 2.2952	
LEB AQUA CNTR	0.2138	Total 14.6327		4H EXT 0.0700		SCIO RFD 1.8145		N LEB WTR 0.1420		LEB AQUA CNTR 0.2138	
4H EXT	0.0624	CODE 00934		Total 14.0382		LEB AQUA CNTR 0.2400		LEB AQUA CNTR 0.2138		4H EXT 0.0624	
LEBANON UR	1.5699	Value \$7,580,634		CODE 00940		4H EXT 0.0700		4H EXT 0.0624		LEBANON UR 1.8257	
Total	18.4254	LINN CNTY 4.1036		Value \$132,579,615		Total 13.8962		LEBANON UR 1.8257		Total 20.9764	
CODE 00927		ESD LBL 0.3049		LINN CNTY 4.1036		CODE 00945		Total 21.1184		CODE 00955	
Value \$1,070,097		LBCC 0.6667		ESD LBL 0.3049		Value \$5,598,095		CODE 00950		Value \$39,000	
LINN CNTY	4.0481	LEBANON SD 6.6965		LBCC 0.6667		LINN CNTY 4.1036		Value \$7,722,987		LINN CNTY 4.0481	
ESD LBL	0.2917	LEBANON RFD 2.5510		LEBANON SD 6.6965		ESD LBL 0.3049		LINN CNTY 4.1036		ESD LBL 0.2917	
LBCC	0.6449	LEB AQUA CNTR 0.2400		LEBANON RFD 2.5510		LBCC 0.6667		ESD LBL 0.3049		LBCC 0.6449	
LEBANON SD	6.4047	4H EXT 0.0700		LEB AQUA CNTR 0.2400		LEBANON SD 6.6965		LBCC 0.6667		LEBANON SD 6.4047	
LEBANON RFD	2.4525	Total 14.6327		4H EXT 0.0700		LEB AQUA CNTR 0.2400		LEBANON SD 6.6965		LEB AQUA CNTR 0.2296	
LEB AQUA CNTR	0.2296	CODE 00935		Total 14.6327		4H EXT 0.0700		LEB AQUA CNTR 0.2400		4H EXT 0.0670	
4H EXT	0.0670	Value \$315,098		CODE 00941		Total 12.0817		4H EXT 0.0700		LEBANON UR 0.3957	
LEBANON UR	0.4942	LINN CNTY 4.1036		Value \$5,399,031		CODE 00946		Total 12.0817		Total 12.0817	
Total	14.6327	ESD LBL 0.3049		LINN CNTY 4.1036		Value \$31,380,409		CODE 00951		CODE 00956	
CODE 00928		LBCC 0.6667		ESD LBL 0.3049		LINN CNTY 4.1036		Value \$14,730		Value \$8,000	
Value \$11,000		LEBANON SD 6.6965		LBCC 0.6667		ESD LBL 0.3049		LINN CNTY 4.1036		LINN CNTY 3.9630	
LINN CNTY	4.0481	LEBANON RFD 2.5510		LEBANON SD 6.6965		LBCC 0.6667		ESD LBL 0.3049		ESD LBL 0.2715	
ESD LBL	0.2917	N LEB WTR 0.1420		LEBANON RFD 2.5510		LEBANON SD 6.6965		LBCC 0.6667		LBCC 0.6081	
LBCC	0.6449	LEB AQUA CNTR 0.2400		N LEB WTR 0.1420		LEBANON RFD 2.5510		LEBANON SD 6.6965		LEBANON SD 5.9562	
LEBANON SD	6.4047	4H EXT 0.0700		LEB AQUA CNTR 0.2400		LEB AQUA CNTR 0.2400		LEBANON RFD 2.5510		LEBANON CTY 5.7805	
LEB AQUA CNTR	0.2296	Total 14.7747		4H EXT 0.0700		4H EXT 0.0700		N LEB WTR 0.1420		LEB AQUA CNTR 0.2138	
4H EXT	0.0670	CODE 00936		Total 14.7747		Total 14.6327		LEB AQUA CNTR 0.2400		4H EXT 0.0624	
LEBANON UR	0.3957	Value \$462,831		CODE 00942		CODE 00947		4H EXT 0.0700		LEBANON UR 1.5699	
Total	12.0817	LINN CNTY 4.1036		Value \$8,591,398		Value \$177,928,258		Total 14.7747		Total 18.4254	
CODE 00931		ESD LBL 0.3049		LINN CNTY 4.1036		LINN CNTY 3.9630		CODE 00952		CODE 00957	
Value \$16,493,660		LBCC 0.6667		ESD LBL 0.3049		ESD LBL 0.2715		Value \$293,050		WATERLOO	
LINN CNTY	3.9630	LEBANON SD 6.6965		LBCC 0.6667		LBCC 0.6081		LINN CNTY 3.9630		Value \$12,281,635	
ESD LBL	0.2715	LEB AQUA CNTR 0.2400		LEBANON SD 6.6965		LEBANON SD 5.9562		ESD LBL 0.2715		LINN CNTY 4.1036	
LBCC	0.6081	4H EXT 0.0700		LEB AQUA CNTR 0.2400		LEBANON CTY 5.7805		LBCC 0.6081		ESD LBL 0.3049	
LEBANON SD	5.9562	Total 12.0817		4H EXT 0.0700		LEBANON RFD 2.2952		LEBANON SD 5.9562		LBCC 0.6667	
LEBANON CTY	5.7805			Total 12.0817		LEB AQUA CNTR 0.2138		LEBANON CTY 5.7805		LEBANON SD 6.6965	
LEBANON RFD	2.2952					4H EXT 0.0624		LEBANON RFD 2.2952		LEBANON RFD 2.5510	
LEB AQUA CNTR	0.2138					LEBANON UR 1.8257		N LEB WTR 0.1420		LEB AQUA CNTR 0.2400	
4H EXT	0.0624					Total 20.9764		LEB AQUA CNTR 0.2138		4H EXT 0.0700	
LEBANON UR	1.8257							4H EXT 0.0624		Total 14.6327	
Total	20.9764							LEBANON UR 1.8257			
								Total 21.1184			

Tax rates are shown in dollars per thousand of taxable value. Rates are before Measure 5 compression.

LINN COUNTY TAX SUMMARY

2021-2022

CODE 00960 Value \$430,594 LINN CNTY 4.1036 ESD LBL 0.3049 LBCC 0.6667 LEBANON SD 6.6965 LEB AQUA CNTR 0.2400 4H EXT 0.0700 Total 12.0817	CODE 00967 Value \$676,365 LINN CNTY 4.1036 ESD LBL 0.3049 LBCC 0.6667 LEBANON SD 6.6965 TANGENT RFD 2.5739 LEB AQUA CNT 0.2400 4H EXT 0.0700 Total 14.6556	CODE 00973 Value \$18,798,315 LINN CNTY 3.9630 ESD LBL 0.2715 LBCC 0.6081 LEBANON SD 5.9562 LEBANON CTY 5.7805 LEBANON RFD 2.2952 LEB AQUA CNTR 0.2138 4H EXT 0.0624 LEBANON UR 1.8257 Total 20.9764	CODE 00979 Value \$48,621,534 LINN CNTY 3.9630 ESD LBL 0.2715 LBCC 0.6081 LEBANON SD 5.9562 LEBANON CTY 5.7805 LEBANON RFD 2.2952 LEB AQUA CNTR 0.2138 4H EXT 0.0624 LEBANON UR 1.8257 Total 20.9764	CODE 02703 Value \$62,007,473 LINN CNTY 4.1036 ESD WILL 0.2967 CHEM CC 0.8938 CHEM LIB 0.0818 N SANT SD 5.4188 LYONS RFD 1.7427 4H EXT 0.0700 Total 12.6074	CODE 02709 Value \$330,000 LINN CNTY 4.1036 ESD WILL 0.2967 CHEM CC 0.8938 CHEM LIB 0.0818 N SANT SD 5.4188 LYONS CTY 1.8926 4H EXT 0.0700 Total 12.7573
CODE 00962 Value \$3,545,327 LINN CNTY 4.1036 ESD LBL 0.3049 LBCC 0.6667 LEBANON SD 6.6965 TANGENT RFD 2.5739 LEB AQUA CNTR 0.2400 4H EXT 0.0700 Total 14.6556	CODE 00968 Value \$14,724,425 LINN CNTY 4.0769 ESD LBL 0.2985 LBCC 0.6528 LEBANON SD 6.5557 LEBANON RFD 2.4974 LEB AQUA CNT 0.2350 4H EXT 0.0686 LEBANON UR 0.2478 Total 14.6327	CODE 00974 Value \$2,086,379 LINN CNTY 4.1036 ESD LBL 0.3049 LBCC 0.6667 LEBANON SD 6.6965 SW HM FIRE/AM 1.7567 LEB AQUA CNTR 0.2400 4H EXT 0.0700 Total 13.8384	CODE 00980 Value \$27,096,196 LINN CNTY 3.9630 ESD LBL 0.2715 LBCC 0.6081 LEBANON SD 5.9562 LEBANON CTY 5.7805 LEBANON RFD 2.2952 LEB AQUA CNTR 0.2138 4H EXT 0.0624 LEBANON UR 1.8257 Total 20.9764	CODE 02704 Value \$560,244 LINN CNTY 4.1036 ESD WILL 0.2967 CHEM CC 0.8938 CHEM LIB 0.0818 N SANT SD 5.4188 STAYTON RFD 1.3133 4H EXT 0.0700 Total 12.1780	CODE 02710 Value \$119,728,622 LINN CNTY 4.1036 ESD WILL 0.2967 LBCC 0.6667 N SANT SD 5.4188 STAYTON RFD 1.3133 4H EXT 0.0700 Total 11.8691
CODE 00963 Value \$13,658 LINN CNTY 4.1036 ESD LBL 0.3049 LBCC 0.6667 LEBANON SD 6.6965 N LEB WTR 0.1420 LEB AQUA CNTR 0.2400 4H EXT 0.0700 Total 12.2237	CODE 00969 Value \$16,245,030 LINN CNTY 3.9630 ESD LBL 0.2715 LBCC 0.6081 LEBANON SD 5.9562 LEBANON CTY 5.7805 LEBANON RFD 2.2952 LEB AQUA CNT 0.2138 4H EXT 0.0624 LEBANON UR 1.8257 Total 20.9764	CODE 00975 Value \$1,623,792 LINN CNTY 4.1036 ESD LBL 0.3049 LBCC 0.6667 LEBANON SD 6.6965 SW HM FIRE/AM 1.7567 LEB AQUA CNTR 0.2400 4H EXT 0.0700 Total 13.8384	CODE 00981 Value \$4,402,322 LINN CNTY 3.9630 ESD LBL 0.2715 LBCC 0.6081 LEBANON SD 5.9562 LEBANON CTY 5.7805 LEBANON RFD 2.2952 LEB AQUA CNTR 0.2138 4H EXT 0.0624 LEBANON UR 1.8257 Total 20.9764	CODE 02705 Value \$47,732,921 LINN CNTY 4.1036 ESD WILL 0.2967 CHEM CC 0.8938 CHEM LIB 0.0818 N SANT SD 5.4188 LYONS RFD 1.7427 4H EXT 0.0700 Total 12.6074	CODE 02711 Value \$5,380,450 LINN CNTY 4.1036 ESD WILL 0.2967 LBCC 0.6667 N SANT SD 5.4188 SCIO RFD 1.8145 4H EXT 0.0700 Total 12.3703
CODE 00964 Value \$1,510,137 LINN CNTY 4.1036 ESD LBL 0.3049 LBCC 0.6667 LEBANON SD 6.6965 LEBANON RFD 2.5510 LEB AQUA CNTR 0.2400 4H EXT 0.0700 Total 14.6327	CODE 00970 Value \$683,130 LINN CNTY 4.0769 ESD LBL 0.2985 LBCC 0.6528 LEBANON SD 6.5557 LEBANON RFD 2.4974 LEB AQUA CNT 0.2350 4H EXT 0.0686 LEBANON UR 0.2478 Total 14.6327	CODE 00977 Value \$11,438,555 LINN CNTY 3.9630 ESD LBL 0.2715 LBCC 0.6081 LEBANON SD 5.9562 LEBANON CTY 5.7805 LEBANON RFD 2.2952 LEB AQUA CNTR 0.2138 4H EXT 0.0624 LEBANON UR 1.8257 Total 20.9764	CODE 02701 LYONS Value \$99,499,116 LINN CNTY 4.1036 ESD WILL 0.2967 CHEM CC 0.8938 CHEM LIB 0.0818 N SANT SD 5.4188 LYONS CTY 1.8926 LYONS RFD 1.7427 4H EXT 0.0700 Total 14.5000	CODE 02706 Value \$6,650 LINN CNTY 4.1036 ESD WILL 0.2967 CHEM CC 0.8938 CHEM LIB 0.0818 N SANT SD 5.4188 4H EXT 0.0700 Total 10.8647	CODE 02712 Value \$144,000 LINN CNTY 4.1036 ESD WILL 0.2967 LBCC 0.6667 N SANT SD 5.4188 4H EXT 0.0700 Total 10.5558
CODE 00965 Value \$4,258,359 LINN CNTY 4.1036 ESD LBL 0.3049 LBCC 0.6667 LEBANON SD 6.6965 ALBANY RFD 2.1500 LEB AQUA CNTR 0.2400 4H EXT 0.0700 Total 14.2317	CODE 00972 Value \$2,236,750 LINN CNTY 3.9630 ESD LBL 0.2715 LBCC 0.6081 LEBANON SD 5.9562 LEBANON CTY 5.7805 LEBANON RFD 2.2952 LEB AQUA CNT 0.2138 4H EXT 0.0624 LEBANON UR 1.8257 Total 20.9764	CODE 00978 Value \$5,529,960 LINN CNTY 3.9630 ESD LBL 0.2715 LBCC 0.6081 LEBANON SD 5.9562 LEBANON CTY 5.7805 LEBANON RFD 2.2952 LEB AQUA CNTR 0.2138 4H EXT 0.0624 LEBANON UR 1.8257 Total 20.9764	CODE 02702 Value \$5,164,887 LINN CNTY 4.1036 ESD WILL 0.2967 CHEM CC 0.8938 CHEM LIB 0.0818 N SANT SD 5.4188 4H EXT 0.0700 Total 10.8647	CODE 02707 Value \$180,630 LINN CNTY 4.1036 ESD WILL 0.2967 CHEM CC 0.8938 CHEM LIB 0.0818 N SANT SD 5.4188 LYONS CTY 1.8926 LYONS RFD 1.7427 4H EXT 0.0700 Total 14.5000	CODE 02713 Value \$1,035,675 LINN CNTY 4.1036 ESD WILL 0.2967 LBCC 0.6667 N SANT SD 5.4188 LYONS RFD 1.7427 4H EXT 0.0700 Total 12.2985
CODE 00966 Value \$939,780 LINN CNTY 4.1036 ESD LBL 0.3049 LBCC 0.6667 LEBANON SD 6.6965 TANGENT RFD 2.5739 LEB AQUA CNTR 0.2400 4H EXT 0.0700 Total 14.6556	CODE 00973 Value \$18,798,315 LINN CNTY 3.9630 ESD LBL 0.2715 LBCC 0.6081 LEBANON SD 5.9562 LEBANON CTY 5.7805 LEBANON RFD 2.2952 LEB AQUA CNTR 0.2138 4H EXT 0.0624 LEBANON UR 1.8257 Total 20.9764	CODE 00974 Value \$2,086,379 LINN CNTY 4.1036 ESD LBL 0.3049 LBCC 0.6667 LEBANON SD 6.6965 SW HM FIRE/AM 1.7567 LEB AQUA CNTR 0.2400 4H EXT 0.0700 Total 13.8384	CODE 00975 Value \$1,623,792 LINN CNTY 4.1036 ESD LBL 0.3049 LBCC 0.6667 LEBANON SD 6.6965 SW HM FIRE/AM 1.7567 LEB AQUA CNTR 0.2400 4H EXT 0.0700 Total 13.8384	CODE 02703 Value \$62,007,473 LINN CNTY 4.1036 ESD WILL 0.2967 CHEM CC 0.8938 CHEM LIB 0.0818 N SANT SD 5.4188 LYONS RFD 1.7427 4H EXT 0.0700 Total 12.6074	CODE 02709 Value \$330,000 LINN CNTY 4.1036 ESD WILL 0.2967 CHEM CC 0.8938 CHEM LIB 0.0818 N SANT SD 5.4188 LYONS CTY 1.8926 4H EXT 0.0700 Total 12.7573

Tax rates are shown in dollars per thousand of taxable value. Rates are before Measure 5 compression.

LINN COUNTY TAX SUMMARY

CODE 04001 Value \$14,244,296	CODE 05511 Value \$5,335,570	CODE 05521 Value \$390,000	CODE 05527 Value \$779,692	CODE 09507 Value \$1,278,761	CODE 09513 Value \$6,757,432
LINN CNTY 4.1036	LINN CNTY 4.1036	LINN CNTY 4.1036	LINN CNTY 4.1036	LINN CNTY 4.1036	LINN CNTY 4.1036
ESD LANE 0.2232	ESD LBL 0.3049	ESD LBL 0.3049	ESD LBL 0.3049	ESD LBL 0.3049	ESD LBL 0.3049
LANE CC 0.9554	LBCC 0.6667	LBCC 0.6667	LBCC 0.6667	LBCC 0.6667	LBCC 0.6667
EUGENE SD 7.7581	SW HM SD 6.8388	SW HM SD 6.8388	SW HM SD 6.8388	SCIO SD 4.5080	SCIO SD 4.5080
HARSBG RFD 1.8369	4H EXT 0.0700	SW HM CTY 10.4357	SW HM AM 0.3500	STAYTON RFD 1.3133	SCIO RFD 1.8145
4H EXT 0.0700	Total 11.9840	SW HM CEM 0.2166	SW HM CEM 0.2166	4H EXT 0.0700	4H EXT 0.0700
Total 14.9472	CODE 05512	4H EXT 0.0700	4H EXT 0.0700	Total 10.9665	Total 11.4677
CODE 05501	Value \$4,774,821	Total 22.6363	Total 12.5506	CODE 09508	CODE 09514
SWEET HOME	LINN CNTY 4.1036	CODE 05522	CODE 05528	Value \$42,051,772	Value \$12,215,009
Value \$536,885,944	ESD LBL 0.3049	Value \$6,000	Value \$104,100	LINN CNTY 4.1036	LINN CNTY 4.1036
LINN CNTY 4.1036	LBCC 0.6667	LINN CNTY 4.1036	LINN CNTY 4.1036	ESD LBL 0.3049	ESD LBL 0.3049
ESD LBL 0.3049	SW HM SD 6.8388	ESD LBL 0.3049	ESD LBL 0.3049	LBCC 0.6667	LBCC 0.6667
LBCC 0.6667	SW HM CEM 0.2166	LBCC 0.6667	LBCC 0.6667	SCIO SD 4.5080	SCIO SD 4.5080
SW HM SD 6.8388	4H EXT 0.0700	SW HM SD 6.8388	SW HM SD 6.8388	SCIO RFD 1.8145	LYONS RFD 1.7427
SW HM CTY 10.4357	Total 12.2006	SW HM CTY 10.4357	SW HM AM 0.3500	4H EXT 0.0700	4H EXT 0.0700
SW HM FIRE/AM 1.7567	CODE 05513	SW HM FIRE/AM 1.7567	MOHAWK RFD 2.2853	Total 11.4677	Total 11.3959
SW HM CEM 0.2166	Value \$99,130,358	SW HM CEM 0.2166	4H EXT 0.0700	CODE 09509	CODE 09515
4H EXT 0.0700	LINN CNTY 4.1036	4H EXT 0.0700	Total 14.6193	Value \$1,296,317	Value \$479,867
Total 24.3930	ESD LBL 0.3049	Total 24.3930	CODE 07901	LINN CNTY 4.1036	LINN CNTY 4.1036
CODE 05502	LBCC 0.6667	CODE 05523	Value \$91,989	ESD LBL 0.3049	ESD LBL 0.3049
Value \$176,120,062	SW HM SD 6.8388	Value \$935,407	LINN CNTY 4.1036	LBCC 0.6667	LBCC 0.6667
LINN CNTY 4.1036	SW HM FIRE/AI 1.7567	LINN CNTY 4.1036	ESD LANE 0.2232	SCIO SD 4.5080	SCIO SD 4.5080
ESD LBL 0.3049	SW HM CEM 0.2166	ESD LBL 0.3049	LANE CC 0.9554	STAYTON RFD 1.3133	LYONS RFD 1.7427
LBCC 0.6667	4H EXT 0.0700	LBCC 0.6667	MARCOLA SD 6.6247	4H EXT 0.0700	4H EXT 0.0700
SW HM SD 6.8388	Total 13.9573	SW HM SD 6.8388	4H EXT 0.0700	Total 10.9665	Total 11.3959
SW HM FIRE/AM 1.7567	CODE 05515	SW HM AM 0.3500	Total 11.9769	CODE 09510	CODE 12701
SW HM CEM 0.2166	Value \$25,552,830	SW HM CEM 0.2166	CODE 09502	SCIO	MILL CITY
4H EXT 0.0700	LINN CNTY 4.1036	4H EXT 0.0700	Value \$225,384,581	Value \$59,804,413	Value \$87,902,274
Total 13.9573	ESD LBL 0.3049	Total 12.5506	LINN CNTY 4.1036	LINN CNTY 4.1036	LINN CNTY 4.1036
CODE 05503	LBCC 0.6667	CODE 05524	ESD LBL 0.3049	ESD LBL 0.3049	ESD LBL 0.3049
Value \$6,979,938	SW HM SD 6.8388	Value \$88,323,362	LBCC 0.6667	LBCC 0.6667	CHEM CC 0.8938
LINN CNTY 4.1036	SW HM FIRE/AI 1.7567	LINN CNTY 4.1036	SCIO SD 4.5080	SCIO SD 4.5080	CHEM LIB 0.0818
ESD LBL 0.3049	4H EXT 0.0700	ESD LBL 0.3049	SCIO RFD 1.8145	SCIO CTY 4.9057	SANT CAN SD 7.1927
LBCC 0.6667	Total 13.7407	LBCC 0.6667	4H EXT 0.0700	SCIO RFD 1.8145	MILL CTY 4.1578
SW HM SD 6.8388	CODE 05517	SW HM SD 6.8388	Total 11.4677	4H EXT 0.0700	MILL CTY RFD 1.6048
SW HM CEM 0.2166	Value \$162,145	SW HM AM 0.3500	CODE 09503	Total 16.3734	4H EXT 0.0700
4H EXT 0.0700	LINN CNTY 4.1036	4H EXT 0.0700	Value \$7,154,432	CODE 09511	Total 18.4094
Total 12.2006	ESD LBL 0.3049	Total 12.3340	LINN CNTY 4.1036	Value \$1,000	CODE 12702
CODE 05504	LBCC 0.6667	CODE 05525	ESD LBL 0.3049	LINN CNTY 4.1036	Value \$52,247,231
Value \$15,239,917	SW HM SD 6.8388	Value \$5,172,002	LBCC 0.6667	ESD LBL 0.3049	LINN CNTY 4.1036
LINN CNTY 4.1036	LEBANON RFD 2.5510	LINN CNTY 4.1036	SCIO SD 4.5080	LBCC 0.6667	ESD LBL 0.3049
ESD LBL 0.3049	4H EXT 0.0700	ESD LBL 0.3049	4H EXT 0.0700	SCIO SD 4.5080	CHEM CC 0.8938
LBCC 0.6667	Total 14.5350	LBCC 0.6667	Total 9.6532	SCIO CTY 4.9057	CHEM LIB 0.0818
SW HM SD 6.8388	CODE 05518	SW HM SD 6.8388	CODE 09504	SCIO RFD 1.8145	SANT CAN SD 7.1927
4H EXT 0.0700	Value \$386,078	BRNSVL RFD 2.1687	Value \$1,788,337	4H EXT 0.0700	MILL CTY RFD 1.6048
Total 11.9840	LINN CNTY 4.1036	SW HM AM 0.3500	LINN CNTY 4.1036	Total 16.3734	4H EXT 0.0700
CODE 05506	ESD LBL 0.3049	4H EXT 0.0700	ESD LBL 0.3049	CODE 09512	Total 14.2516
Value \$151,192,345	LBCC 0.6667	Total 14.5027	LBCC 0.6667	Value \$1,024,759	
LINN CNTY 4.1036	SW HM SD 6.8388	CODE 05526	SCIO SD 4.5080	LINN CNTY 4.1036	
ESD LBL 0.3049	LEBANON RFD 2.5510	Value \$5,719,588	SCIO RFD 1.8145	ESD LBL 0.3049	
LBCC 0.6667	4H EXT 0.0700	LINN CNTY 4.1036	S SANT WTR 1.0044	LBCC 0.6667	
SW HM SD 6.8388	Total 14.5350	ESD LBL 0.3049	4H EXT 0.0700	SCIO SD 4.5080	
SW HM FIRE/AM 1.7567		LBCC 0.6667	Total 12.4721	4H EXT 0.0700	
4H EXT 0.0700		SW HM SD 6.8388		Total 9.6532	
Total 13.7407		SW HM AM 0.3500			
		4H EXT 0.0700			
		Total 12.3340			

Tax rates are shown in dollars per thousand of taxable value. Rates are before Measure 5 compression.

LINN COUNTY TAX SUMMARY

CODE 12703 Value \$35,630,642 LINN CNTY 4.1036 ESD LBL 0.3049 CHEM CC 0.8938 CHEM LIB 0.0818 SANT CAN SD 7.1927 4H EXT 0.0700 Total 12.6468	CODE 12709 IDANHA Value \$4,760,403 LINN CNTY 4.1036 ESD LBL 0.3049 CHEM CC 0.8938 CHEM LIB 0.0818 SANT CAN SD 7.1927 IDANHA CTY 2.5029 IDANHA RFD 2.3392 4H EXT 0.0700 Total 17.4889	CODE 14017 Value \$6,672,707 LINN CNTY 4.1036 ESD WILL 0.2967 LBCC 0.6667 JEFFRSN SD 6.2101 JEFFRSN RFD 1.5755 JEFFRSN PARK 0.2914 4H EXT 0.0700 Total 13.2140	CODE 50903 Value \$11,522,098 LINN CNTY 4.1036 ESD LBL 0.3049 LBCC 0.6667 CORVLS SD 7.8982 ALBANY RFD 2.1500 4H EXT 0.0700 Total 15.1934	CODE 55205 Value \$9,211,904 LINN CNTY 4.1036 ESD LBL 0.3049 LBCC 0.6667 C LINN SD 4.6179 TANGENT RFD 2.5739 4H EXT 0.0700 Total 12.3370	CODE 55212 HALSEY Value \$61,927,903 LINN CNTY 4.1036 ESD LBL 0.3049 LBCC 0.6667 C LINN SD 4.6179 HALSEY CTY 6.4420 HLY/SHD RFD 0.9894 4H EXT 0.0700 Total 17.1945
CODE 12704 Value \$61,709,751 LINN CNTY 4.1036 ESD LBL 0.3049 CHEM CC 0.8938 CHEM LIB 0.0818 SANT CAN SD 7.1927 LYONS RFD 1.7427 4H EXT 0.0700 Total 14.3895	CODE 14012 Value \$468,040 LINN CNTY 4.1036 ESD WILL 0.2967 LBCC 0.6667 JEFFRSN SD 6.2101 SCIO RFD 1.8145 JEFFRSN PARK 0.2914 4H EXT 0.0700 Total 13.4530	CODE 14018 Value \$3,860,570 LINN CNTY 4.1036 ESD WILL 0.2967 LBCC 0.6667 CORVLS SD 7.8982 TANGENT RFD 2.5739 4H EXT 0.0700 Total 15.6173	CODE 50904 Value \$865,476 LINN CNTY 4.1036 ESD LBL 0.3049 LBCC 0.6667 CORVLS SD 7.8982 HARSBG RFD 1.8369 4H EXT 0.0700 Total 11.6000	CODE 55206 Value \$3,750,017 LINN CNTY 4.1036 ESD LBL 0.3049 LBCC 0.6667 C LINN SD 4.6179 HARSBG RFD 1.8369 4H EXT 0.0700 Total 11.6000	CODE 55214 Value \$5,686,670 LINN CNTY 4.1036 ESD LBL 0.3049 LBCC 0.6667 C LINN SD 4.6179 HLY/SHD RFD 0.9894 4H EXT 0.0700 Total 10.7525
CODE 12705 Value \$24,516,686 LINN CNTY 4.1036 ESD LBL 0.3049 CHEM CC 0.8938 CHEM LIB 0.0818 SANT CAN SD 7.1927 GATES RFD 2.3000 4H EXT 0.0700 Total 14.9468	CODE 14013 Value \$43,190 LINN CNTY 4.1036 ESD WILL 0.2967 LBCC 0.6667 JEFFRSN SD 6.2101 SCIO RFD 1.8145 JEFFRSN PARK 0.2914 4H EXT 0.0700 Total 14.4574	CODE 14019 Value \$13,977,830 LINN CNTY 4.1036 ESD WILL 0.2967 LBCC 0.6667 JEFFRSN SD 6.2101 JEFFRSN RFD 1.5755 JEFFRSN PARK 0.2914 DEV/CON WTR 0.1614 4H EXT 0.0700 Total 13.3754	CODE 50905 Value \$440,126 LINN CNTY 4.1036 ESD LBL 0.3049 LBCC 0.6667 CORVLS SD 7.8982 HLY/SHD RFD 0.9894 4H EXT 0.0700 Total 14.0328	CODE 55207 Value \$16,760,752 LINN CNTY 4.1036 ESD LBL 0.3049 LBCC 0.6667 C LINN SD 4.6179 4H EXT 0.0700 Total 9.7631	CODE 55215 Value \$560,100 LINN CNTY 4.1036 ESD LBL 0.3049 LBCC 0.6667 C LINN SD 4.6179 4H EXT 0.0700 Total 9.7631
CODE 12707 GATES Value \$3,488,855 LINN CNTY 4.1036 ESD LBL 0.3049 CHEM CC 0.8938 CHEM LIB 0.0818 SANT CAN SD 7.1927 GATES CTY 0.2824 GATES RFD 2.3000 4H EXT 0.0700 Total 15.2292	CODE 14014 Value \$204,700 LINN CNTY 4.1036 ESD WILL 0.2967 LBCC 0.6667 JEFFRSN SD 6.2101 JEFFRSN PARK 0.2914 4H EXT 0.0700 Total 11.6385	CODE 14020 Value \$402,844 LINN CNTY 4.1036 ESD WILL 0.2967 LBCC 0.6667 JEFFRSN SD 6.2101 MILRSBG CTY 3.5000 JEFFRSN PARK 0.2914 4H EXT 0.0700 Total 15.1385	CODE 50906 Value \$18,130,391 LINN CNTY 4.1036 ESD LBL 0.3049 LBCC 0.6667 BENTON LIB 0.3947 CORVLS SD 7.8982 4H EXT 0.0700 Total 13.4381	CODE 55208 Value \$721,631 LINN CNTY 4.1036 ESD LBL 0.3049 LBCC 0.6667 C LINN SD 4.6179 SW HM FIRE/AM 1.7567 4H EXT 0.0700 Total 11.5198	CODE 55219 BROWNSVILLE Value \$127,430,946 LINN CNTY 4.1036 ESD LBL 0.3049 LBCC 0.6667 C LINN SD 4.6179 BRNSVL CTY 8.0460 BRNSVL RFD 2.1687 4H EXT 0.0700 Total 19.9778
CODE 12708 Value \$2,273,528 LINN CNTY 4.1036 ESD LBL 0.3049 CHEM CC 0.8938 CHEM LIB 0.0818 SANT CAN SD 7.1927 IDANHA RFD 2.3392 4H EXT 0.0700 Total 14.9860	CODE 14015 Value \$4,934,992 LINN CNTY 4.1036 ESD WILL 0.2967 LBCC 0.6667 JEFFRSN SD 6.2101 SCIO RFD 1.8145 JEFFRSN PARK 0.2914 4H EXT 0.0700 Total 13.4530	CODE 50901 CORVALLIS Value \$146,244,151 LINN CNTY 4.1036 ESD LBL 0.3049 LBCC 0.6667 CORVLS SD 7.8982 CORVLS RFD 2.1140 4H EXT 0.0700 Total 15.1574	CODE 55202 Value \$3,736,510 LINN CNTY 4.1036 ESD LBL 0.3049 LBCC 0.6667 C LINN SD 4.6179 HALSEY CTY 6.4420 4H EXT 0.0700 Total 16.2051	CODE 55209 Value \$104,300 LINN CNTY 4.1036 ESD LBL 0.3049 LBCC 0.6667 C LINN SD 4.6179 4H EXT 0.0700 Total 9.7631	CODE 55210 Value \$36,253,357 LINN CNTY 4.1036 ESD LBL 0.3049 LBCC 0.6667 C LINN SD 4.6179 HLY/SHD RFD 0.9894 4H EXT 0.0700 Total 10.7525
CODE 14016 Value \$10,048,400 LINN CNTY 4.1036 ESD WILL 0.2967 LBCC 0.6667 JEFFRSN SD 6.2101 JEFFRSN RFD 1.5755 JEFFRSN PARK 0.2914 4H EXT 0.0700 Total 13.2140	CODE 50902 Value \$501,654 LINN CNTY 4.1036 ESD LBL 0.3049 LBCC 0.6667 CORVLS SD 7.8982 4H EXT 0.0700 Total 13.0434	CODE 55203 Value \$175,013,065 LINN CNTY 4.1036 ESD LBL 0.3049 LBCC 0.6667 C LINN SD 4.6179 BRNSVL RFD 2.1687 4H EXT 0.0700 Total 11.9318	CODE 55204 Value \$177,466,118 LINN CNTY 4.1036 ESD LBL 0.3049 LBCC 0.6667 C LINN SD 4.6179 HLY/SHD RFD 0.9894 4H EXT 0.0700 Total 10.7525	CODE 55211 Value \$4,066,389 LINN CNTY 4.1036 ESD LBL 0.3049 LBCC 0.6667 C LINN SD 4.6179 HARSBG RFD 1.8369 4H EXT 0.0700 Total 11.6000	

Tax rates are shown in dollars per thousand of taxable value. Rates are before Measure 5 compression.

~ District Abbreviations ~

4H EXT	4H Extension Dist	HARSBG RFD	Harrisburg Rural Fire	MILL CTY RFD	Mill City Rural Fire
ALBANY CTY	Albany City	HARSBG SD	Harrisburg School	MILRSBG CTY	Millersburg City
ALBANY RFD	Albany Rural Fire	HARSBG UR	Harrisburg Redevelop	MOHAWK RFD	Mohawk Valley Rurl Fire
ALBANY SD	Albany School	HLY/SHD RFD	Halsey/Shed Rural Fire	N LEB WTR	North Lebanon Water
ALBANY UR	Central Albany Revit	IDANHA CTY	Idanha City	N SANT SD	North Santiam School
BENTON LIB	Benton Co Library	IDANHA RFD	Idanha Rural Fire	S SANT WTR	South Santiam Water
BRNSVL CTY	Brownsville City	JEFFRSN PARK	Jefferson Park Rec	SANT CAN SD	Santiam Canyon School
BRNSVL RFD	Brownsville Rural Fire	JEFFRSN RFD	Jefferson Rural Fire	SANT WTR	Santiam Water
C LINN SD	Central Linn School	JEFFRSN SD	Jefferson School	SCIO CTY	Scio City
CHEM CC	Chemeketa CC	LANE CC	Lane CC	SCIO RFD	Scio Rural Fire
CHEM LIB	Chemeketa Library	LBCC	Linn Benton CC	SCIO SD	Scio School
CORVLS RFD	Corvallis Rural Fire	LEB AQUA CNTR	Lebanon Aquatic Center	SODAVLE CTY	Sodaville City
CORVLS SD	Corvallis School	LEBANON UR	Lebanon Urban Renewal	STAYTON RFD	Stayton Rural Fire
DEV/CON WTR	Dever Conner Water	LEBANON CTY	Lebanon City	SW HM AM	Sweet Home Ambulance
ESD LANE	Lane ESD	LEBANON RFD	Lebanon Rural Fire	SW HM CEM	Sweet Home Cemetery
ESD LBL	LinnBtnLinc ESD	LEBANON SD	Lebanon School	SW HM CTY	Sweet Home City
ESD WILL	Willamette Regional ESD	LINN CNTY	Linn County	SW HM FIRE/AM	Sweet Home Fire & Ambul
EUGENE SD	Eugene School	LINN S/WTR	Linn Soil & Water Consvr	SW HM SD	Sweet Home School
GATES CTY	Gates City	LYONS CTY	Lyons City	TANGENT CTY	Tangent City
GATES RFD	Gates Rural Fire	LYONS RFD	Lyons Rural Fire	TANGENT RFD	Tangent Rural Fire Dist.
HALSEY CTY	Halsey City	MARCOLA SD	Marcola School	WTRLOO CTY	Waterloo City
HARSBG CTY	Harrisburg City	MILL CTY	Mill City		

This summary is designed to provide information about the current Assessment and Tax Roll. More detailed or specific information is available from our office, located in room 214 of the County Courthouse at 300 4th Ave SW in Albany.

If you have questions concerning property you own or more general questions about the property tax system, you are welcome to discuss your situation with a member of our staff. If you are eligible for a program to help reduce your property taxes, we will gladly help in any way we can.

Ad valorem taxes are based on the assessed value of your property as of January 1st. Those taxes provide funds for the operation of schools, cities, fire districts, and other miscellaneous taxing districts.

The Assessor does not tax, but values your property through methods prescribed by state law and regulation. The Assessor does not determine the amount of money your taxing district receives. To control spending, you should take an active interest in local budget meetings and elections. You are, in effect, purchasing services with your tax dollars.

Taxes are due and payable in three installments. The first third is due on November 15th, the second third on February 15th, and the final third on May 16th. A three percent discount will be allowed on taxes paid in full on or before November 15th. A two percent discount will be allowed if two-thirds of the total taxes are paid on or before November 15th. No discount will be allowed on taxes paid after November 15th. Interest at a rate of 1-1/3% per month or fraction of a month will be charged on any payment made after the installment due date.

By law this office must credit your property tax payments to the earliest year for which taxes are due on your property. In order to receive a discount on your current year's bill, all prior year's taxes, penalties and interest must first be fully paid.

I, Andy Stevens, Linn County Assessor/Tax Collector, State of Oregon, do hereby certify that the assessed valuations, tax levies and taxes set forth herein contained, are true and correct copies of the originals, as the same appears on file in my office and custody.

Andy Stevens

Linn County Assessor / Tax Collector

Mailing Address:
Linn County Assessment and Taxation
PO Box 100
Albany OR 97321

Location:
Linn County Courthouse, Room 214
Phone: (541) 967-3808

Web Site:
www.co.linn.or.us