



2020-2021



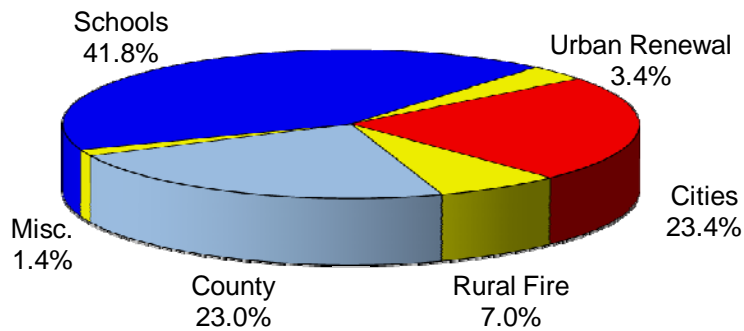
SUMMARY OF ASSESSMENT AND TAX ROLL - LINN COUNTY, OREGON

VALUATION for Tax Year beginning July 1, 2020

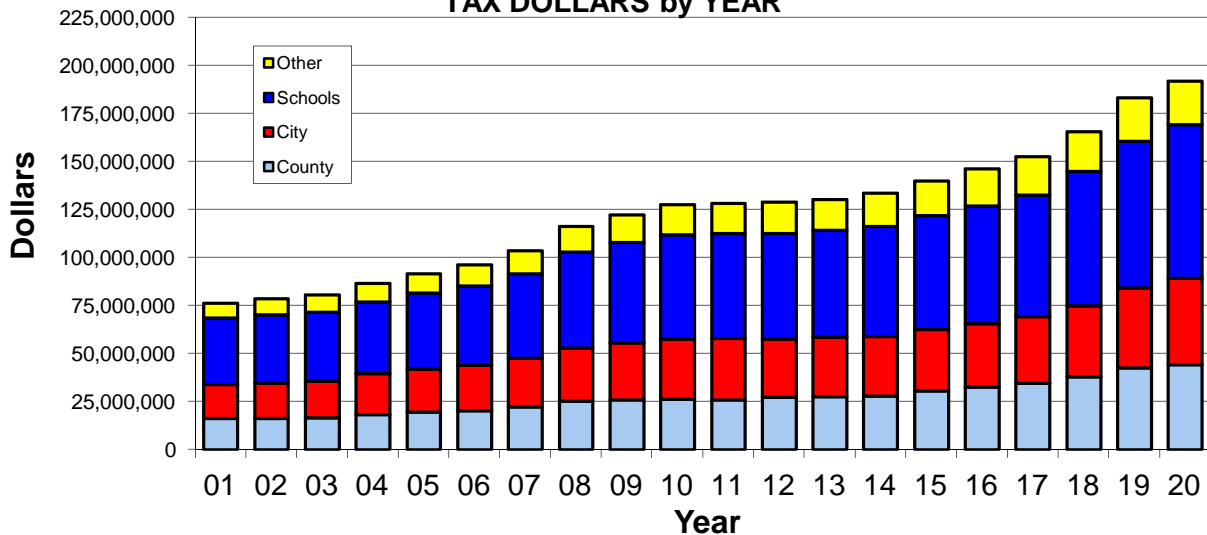
	Real Market Value	Assessed Value	Service Exemption	Taxable Value
Real Property	17,657,079,985	10,171,566,378	38,699,757	10,132,866,621
Manufactured Structures	250,709,929	156,757,495	2,194,916	154,562,579
Personal Property	344,597,570	344,597,570		344,597,570
Public Utilities	601,027,585	558,842,457		558,842,457
Total	18,853,415,069	11,231,763,900	40,894,673	11,190,869,227

Real Market Value (RMV) is an estimate of selling prices.
 Assessed Value (AV) is the value as calculated under Measure 50.
 Taxable Value is Assessed Value less Disabled Veteran's and Active Service Exemptions.

DISTRIBUTION of TAX DOLLARS



TAX DOLLARS by YEAR



LINN COUNTY TAX SUMMARY

2020-2021

ASSESSMENT & TAXES by DISTRICT

	REAL MARKET VALUE	TAXABLE VALUE	LESS URBAN RENEWAL	TOTAL VALUE TO COMPUTE TAX RATES	MAXIMUM TAX RATE	TAXES IMPOSED
COUNTY	18,853,415,069	11,190,869,227	457,131,818	10,733,737,409	4.2136	44,118,255.44
CITIES						
Albany	5,381,597,775	3,655,888,307	276,449,354	3,379,438,953	7.8329	26,682,703.70
Brownsville	202,083,414	122,388,050	0	122,388,050	7.7044	942,922.62
Gates	7,246,110	4,348,922	0	4,348,922	0.2824	1,228.16
Halsey	98,280,957	63,061,235	0	63,061,235	6.5181	411,039.59
Harrisburg	380,965,764	247,212,571	32,511,113	214,701,458	5.0224	1,127,066.24
Idanha	8,707,930	4,483,821	0	4,483,821	2.5029	11,222.62
Lebanon	2,024,621,291	1,334,686,509	141,689,724	1,192,996,785	6.5749	8,016,851.17
Lyons	159,279,980	96,596,792	0	96,596,792	1.8926	182,818.34
Mill City	135,583,528	83,960,296	0	83,960,296	4.1578	349,003.62
Millersburg	789,421,501	602,382,391	0	602,382,391	3.5000	2,108,342.13
Scio	98,570,763	59,473,769	0	59,473,769	4.9057	291,760.50
Sodaville	33,326,310	18,877,135	0	18,877,135	0.4552	8,592.92
Sweet Home	820,690,733	516,452,718	0	516,452,718	10.4357	4,685,586.59
TOTAL						44,819,138.20
RURAL FIRE PROTECTION DISTRICTS						
Albany	693,460,819	361,165,405	0	361,165,405		776,504.72
Brownsville	635,880,620	297,914,831	0	297,914,831		647,814.29
Corvallis	273,820,197	168,144,650	0	168,144,650		355,457.22
Gates	61,552,196	29,671,509	0	29,671,509		68,244.10
Halsey/Shedd	964,067,176	498,049,108	0	498,049,108		492,769.35
Harrisburg	916,202,800	446,931,235	32,563,113	414,368,122		817,131.54
Idanha	13,009,640	6,268,229	0	6,268,229		14,662.37
Jefferson	423,937,476	199,431,151	0	199,431,151		314,202.24
Lebanon	4,004,035,756	2,353,791,659	148,110,511	2,205,681,148		5,660,881.75
Lyons	410,534,820	237,276,343	0	237,276,343		418,443.83
Mill City	202,860,127	134,451,717	0	134,451,717		215,724.44
Mohawk	224,120	101,080	0	101,080		232.11
Scio	985,281,350	437,370,050	0	437,370,050		827,194.55
Stayton	257,517,193	120,111,623	0	120,111,623		157,742.17
Sw Hm Fire/Am 1	1,653,052,776	933,424,137	0	933,424,137		1,657,308.89
Sw Hm Am 2	161,277,509	97,899,080	0	97,899,080		34,264.73
Tangent	639,677,707	376,743,786	0	376,743,786		969,700.37
TOTAL						13,428,278.67
SCHOOL DISTRICTS						
Albany	8,001,935,309	5,243,592,203	276,449,354	4,967,142,849	6.7978	33,955,159.43
Central Linn	1,562,802,217	788,099,390	0	788,099,390	4.6179	3,531,756.93
Corvallis	283,203,635	172,473,202		172,473,202	7.7727	1,258,503.04
Eugene	23,052,630	13,712,133	0	13,712,133	8.4436	112,261.32
Harrisburg	907,822,716	439,974,792	32,563,113	407,411,679	6.2178	2,531,260.32
Jefferson	98,088,613	39,363,521	0	39,363,521	6.2216	240,160.82
Lebanon	4,325,291,770	2,496,437,457	148,119,351	2,348,318,106	6.7149	15,653,016.67
Marcola	310,340	89,971	0	89,971	6.6856	597.18
N Santiam	615,765,466	332,772,926	0	332,772,926	5.4273	1,789,919.44
Santiam Can	382,173,816	233,622,502	0	233,622,502	7.0398	1,615,877.63
Scio	768,505,599	349,661,031	0	349,661,031	4.5080	1,568,342.98
Sweet Home	1,884,004,718	1,080,611,859	0	1,080,611,859	6.8529	7,270,908.46
TOTAL						69,527,764.22

LINN COUNTY TAX SUMMARY


2020-2021

	REAL MARKET VALUE	TAXABLE VALUE	LESS URBAN RENEWAL	TOTAL VALUE TO COMPUTE TAX RATES	MAXIMUM TAX RATE	TAXES IMPOSED
EDUCATIONAL SERVICE DISTRICTS						
Lane	23,362,970	13,802,104	0	13,802,104	0.2232	3,080.12
Linn Ben Linc	18,115,739,780	10,804,472,436	457,131,818	10,347,340,618	0.3049	3,136,080.77
Willamette	713,854,079	372,136,447	0	372,136,447	0.2967	109,033.47
TOTAL						3,248,194.36
COMMUNITY COLLEGES and LIBRARIES						
Chemeketa CC	731,582,774	442,921,874	0	442,921,874	0.8861	386,724.47
Lane CC	931,185,686	453,776,896	32,563,113	421,213,783	0.9628	414,049.70
Linn Benton CC	17,190,188,369	10,293,712,217	424,568,705	9,869,143,512	0.6710	6,624,950.06
Benton Lib	21,120,000	16,468,275		16,468,275	0.3947	6,500.00
Chemeketa Lib	731,582,774	442,921,874	0	442,921,874	0.0818	36,229.26
TOTAL						7,468,453.49
MISCELLANEOUS DISTRICTS						
4H Extension	18,853,415,069	11,190,869,227	457,131,818	10,733,737,409	0.0700	751,898.56
Dev/Con Wtr	60,916,479	24,446,651		24,446,651	0.1614	3,945.66
Jef Pk Rec	98,088,613	39,363,521		39,363,521	0.2914	11,470.53
Leb Aqua Cntr	4,325,291,770	2,496,437,457	148,119,351	2,348,318,106	0.2400	563,932.54
N Lebanon Wtr	232,512,082	115,155,211		115,155,211	0.1420	16,351.90
Sw Hm Cem	1,344,626,216	793,239,528		793,239,528	0.2166	171,815.68
S Santiam Wtr	49,360,700	16,962,137		16,962,137	1.0044	17,036.75
TOTAL						1,536,451.62
URBAN RENEWAL DISTRICTS						
Albany	5,381,597,775	3,399,476,895		3,399,476,895		3,585,140.64
Harrisburg	381,017,764	228,158,248		228,158,248		409,277.95
Lebanon II	2,030,687,770	1,224,344,101		1,224,344,101		986,950.08
Lebanon III	2,048,366,661	1,235,977,580		1,235,977,580		467,577.06
Lebanon IV	2,024,621,291	1,222,261,512		1,222,261,512		987,339.02
Lebanon Downtown	2,024,621,291	1,222,261,512		1,222,261,512		12,411.69
TOTAL						6,448,696.44

SPECIAL ASSESSMENTS

DELINQUENT SEWER ASSESSMENTS:

Albany	32,858.78
Brownsville	2,941.53
Lebanon	28,405.24
Sweet Home	31,970.74
Tangent	1,516.00
TOTAL	97,692.29



Forest Patrol	232,537.21
Forest Patrol Surcharge	110,485.00
Little Muddy Creek Water Control	6,699.97
Fertile District Imp Co	3,338.56
Grand Prairie Water Control Dist.	20,441.58
Grand Prairie #2B	177,123.00
Mobile Home Ombudsman Fee	38,717.59
Additional Farmland Tax	153,180.50
Additional Forestland Tax	24,982.29
Delinquent Sewer	97,692.29
TOTAL	865,197.99
Corrections	143,222.15
Late Filing Penalties	127,032.02

TOTAL IMPOSED AD VALOREM TAXES AND ASSESSMENTS

191,730,684.60

IMPOSED AD VALOREM TAX BY PROPERTY TYPE

REAL PROPERTY	175,539,224.17
PERSONAL PROPERTY	5,417,865.13
MANUFACTURED STRUCTURES	2,554,354.11
UTILITIES	8,219,241.19
TOTAL	191,730,684.60

LINN COUNTY TAX SUMMARY

2020-2021

CODE 00001 Value \$458,240 LINN CNTY 4.2136 4H EXT 0.0700 Total 4.2836	CODE 00707 Value \$52,244,049 LINN CNTY 4.2136 ESD LBL 0.3049 LANE CC 0.9628 HARSBG SD 6.2178 HARSBG RFD 1.9106 4H EXT 0.0700 Total 13.6797	CODE 00802 Value \$164,932,591 LINN CNTY 4.2136 ESD LBL 0.3049 LBCC 0.6710 ALBANY SD 6.7978 ALBANY RFD 2.1500 4H EXT 0.0700 Total 14.2073	CODE 00809 Value \$140,540,593 LINN CNTY 4.2136 ESD LBL 0.3049 LBCC 0.6710 ALBANY SD 6.7978 JEFFRSN RFD 1.5755 4H EXT 0.0700 Total 13.6328	CODE 00817 Value \$29,921,795 LINN CNTY 4.2136 ESD LBL 0.3049 LBCC 0.6710 ALBANY SD 6.7978 SCIO RFD 1.8913 4H EXT 0.0700 Total 13.9486	CODE 00824 Value \$7,652,298 LINN CNTY 4.2136 ESD LBL 0.3049 LBCC 0.6710 ALBANY SD 6.7978 JEFFRSN RFD 1.5755 S SANT WTR 1.0044 4H EXT 0.0700 Total 14.6372
MONROE SD 0.0000 MONROE RFD 0.0000 4H EXT 0.0700 Total 5.2595	CODE 00708 Value \$36,447,518 LINN CNTY 4.0459 ESD LBL 0.2648 LANE CC 0.8813 HARSBG SD 5.4730 HARSBG CTY 4.5591 HARSBG RFD 1.7614 4H EXT 0.0608 HARSBG UR 1.6558 Total 18.7021	CODE 00803 Value \$10,675,328 LINN CNTY 4.2136 ESD LBL 0.3049 LBCC 0.6710 ALBANY SD 6.7978 4H EXT 0.0700 Total 12.0573	CODE 00810 Value \$10,864,578 LINN CNTY 4.2136 ESD LBL 0.3049 LBCC 0.6710 ALBANY SD 6.7978 JEFFRSN RFD 1.5755 DEV/CON WTR 0.1614 Total 13.7942	CODE 00818 Value \$3,378,678 LINN CNTY 4.2136 ESD LBL 0.3049 LBCC 0.6710 ALBANY SD 6.7978 ALBANY RFD 2.1500 S SANT WTR 1.0044 4H EXT 0.0700 Total 15.2117	CODE 00825 Value \$6,860,942 LINN CNTY 4.2136 ESD LBL 0.3049 LBCC 0.6710 ALBANY SD 6.7978 JEFFRSN RFD 1.5755 4H EXT 0.0700 Total 13.6328
CODE 00701 HARRISBURG Value \$209,972,053 LINN CNTY 4.0459 ESD LBL 0.2648 LANE CC 0.8813 HARSBG SD 5.4730 HARSBG CTY 4.5591 HARSBG RFD 1.7614 4H EXT 0.0608 HARSBG UR 1.6558 Total 18.7021	CODE 00709 Value \$27,064,233 LINN CNTY 4.2136 ESD LBL 0.3049 LANE CC 0.9628 HARSBG SD 6.2178 HARSBG RFD 1.9106 4H EXT 0.0700 Total 13.6797	CODE 00804 Value \$56,527,690 LINN CNTY 4.2136 ESD LBL 0.3049 LBCC 0.6710 ALBANY SD 6.7978 ALBANY RFD 2.1500 4H EXT 0.0700 Total 14.2073	CODE 00811 TANGENT Value \$166,985,368 LINN CNTY 4.2136 ESD LBL 0.3049 LBCC 0.6710 ALBANY SD 6.7978 TANGENT CTY 0.0000 TANGENT RFD 2.5739 4H EXT 0.0700 Total 14.6312	CODE 00819 Value \$434,711 LINN CNTY 4.2136 ESD LBL 0.3049 LBCC 0.6710 ALBANY SD 6.7978 SCIO RFD 1.8913 S SANT WTR 1.0044 4H EXT 0.0700 Total 14.9530	CODE 00826 Value \$107,265,292 LINN CNTY 4.2136 ESD LBL 0.3049 LBCC 0.6710 ALBANY SD 6.7978 ALBANY RFD 2.1500 4H EXT 0.0700 Total 14.2073
CODE 00702 Value \$101,089,178 LINN CNTY 4.2136 ESD LBL 0.3049 LANE CC 0.9628 HARSBG SD 6.2178 HARSBG RFD 1.9106 4H EXT 0.0700 Total 13.6797	CODE 00710 Value \$78,283 LINN CNTY 4.2136 ESD LBL 0.3049 LANE CC 0.9628 HARSBG SD 6.2178 HARSBG RFD 1.9106 4H EXT 0.0700 Total 13.6797	CODE 00805 MILLERSBURG Value \$244,064,180 LINN CNTY 4.2136 ESD LBL 0.3049 LBCC 0.6710 ALBANY SD 6.7978 MILRSBG CTY 3.5000 4H EXT 0.0700 Total 15.5573	CODE 00813 Value \$1,039,300 LINN CNTY 4.2136 ESD LBL 0.3049 LBCC 0.6710 ALBANY SD 6.7978 TANGENT CTY 0.0000 4H EXT 0.0700 Total 12.0573	CODE 00820 Value \$5,520,796 LINN CNTY 4.2136 ESD LBL 0.3049 LBCC 0.6710 ALBANY SD 6.7978 SCIO RFD 1.8913 N LEB WTR 0.1420 4H EXT 0.0700 Total 14.0906	CODE 00827 Value \$304,988,100 LINN CNTY 4.1090 ESD LBL 0.2866 LBCC 0.6306 ALBANY SD 6.3878 ALBANY CTY 7.4298 4H EXT 0.0648 ALBANY UR 0.9816 Total 19.8902
CODE 00703 Value \$564,480 LINN CNTY 4.2136 ESD LBL 0.3049 LANE CC 0.9628 HARSBG SD 6.2178 BRNSVL RFD 2.1745 4H EXT 0.0700 Total 13.9436	CODE 00711 Value \$52,000 LINN CNTY 4.0459 ESD LBL 0.2648 LANE CC 0.8813 HARSBG SD 5.4730 HARSBG RFD 1.7614 4H EXT 0.0608 HARSBG UR 1.1925 Total 13.6797	CODE 00806 Value \$6,086,200 LINN CNTY 4.2136 ESD LBL 0.3049 LBCC 0.6710 ALBANY SD 6.7978 MILRSBG CTY 3.5000 4H EXT 0.0700 Total 15.5573	CODE 00814 Value \$2,238,997 LINN CNTY 4.2136 ESD LBL 0.3049 LBCC 0.6710 ALBANY SD 6.7978 HLY/SHD RFD 0.9894 4H EXT 0.0700 Total 13.0467	CODE 00821 Value \$13,702,085 LINN CNTY 4.2136 ESD LBL 0.3049 LBCC 0.6710 ALBANY SD 6.7978 ALBANY RFD 2.1500 N LEB WTR 0.1420 4H EXT 0.0700 Total 14.3493	CODE 00828 Value \$2,557,299 LINN CNTY 4.2136 ESD LBL 0.3049 LBCC 0.6710 ALBANY SD 6.7978 TANGENT RFD 2.5739 4H EXT 0.0700 Total 14.6312
CODE 00704 Value \$2,276,964 LINN CNTY 4.2136 ESD LBL 0.3049 LANE CC 0.9628 HARSBG SD 6.2178 HLY/SHD RFD 0.9894 4H EXT 0.0700 Total 12.7585	CODE 00712 Value \$793,000 LINN CNTY 4.0459 ESD LBL 0.2648 LANE CC 0.8813 HARSBG SD 5.4730 HARSBG CTY 4.5591 4H EXT 0.0608 HARSBG UR 1.5066 Total 16.7915	CODE 00807 Value \$351,778,477 LINN CNTY 4.2136 ESD LBL 0.3049 LBCC 0.6710 ALBANY SD 6.7978 MILRSBG CTY 3.5000 4H EXT 0.0700 Total 15.5573	CODE 00815 Value \$1,117,538 LINN CNTY 4.2136 ESD LBL 0.3049 LBCC 0.6710 ALBANY SD 6.7978 LEBANON RFD 2.5505 4H EXT 0.0700 Total 14.6078	CODE 00822 Value \$77,125 LINN CNTY 4.2136 ESD LBL 0.3049 LBCC 0.6710 ALBANY SD 6.7978 ALBANY RFD 2.1500 N LEB WTR 0.1420 4H EXT 0.0700 Total 12.1993	CODE 00829 Value \$9,336,192 LINN CNTY 4.2136 ESD LBL 0.3049 LBCC 0.6710 ALBANY SD 6.7978 TANGENT RFD 2.5739 4H EXT 0.0700 Total 14.6312
CODE 00705 Value \$8,491,657 LINN CNTY 4.2136 ESD LBL 0.3049 LANE CC 0.9628 HARSBG SD 6.2178 4H EXT 0.0700 Total 11.7691	CODE 00801 ALBANY Value \$2,506,379,8E LINN CNTY 4.1090 ESD LBL 0.2866 LBCC 0.6306 ALBANY SD 6.3878 ALBANY CTY 7.4298 4H EXT 0.0648 ALBANY UR 0.9816 Total 19.8902	CODE 00808 Value \$181,318,128 LINN CNTY 4.2136 ESD LBL 0.3049 LBCC 0.6710 ALBANY SD 6.7978 TANGENT RFD 2.5739 4H EXT 0.0700 Total 14.6312	CODE 00816 Value \$17,432,977 LINN CNTY 4.2136 ESD LBL 0.3049 LBCC 0.6710 ALBANY SD 6.7978 CORVLS RFD 2.1140 4H EXT 0.0700 Total 14.1713	CODE 00823 Value \$3,981,406 LINN CNTY 4.2136 ESD LBL 0.3049 LBCC 0.6710 ALBANY SD 6.7978 LEBANON RFD 2.5505 N LEB WTR 0.1420 4H EXT 0.0700 Total 14.7498	CODE 00830 Value \$324,801,587 LINN CNTY 4.1090 ESD LBL 0.2866 LBCC 0.6306 ALBANY SD 6.3878 ALBANY CTY 7.4298 4H EXT 0.0648 ALBANY UR 0.9816 Total 19.8902
CODE 00706 Value \$901,377 LINN CNTY 4.2136 ESD LBL 0.3049 LANE CC 0.9628 HARSBG SD 6.2178 4H EXT 0.0700 Total 11.7691					
Tax rates are shown in dollars per thousand of taxable value. Rates are before Measure 5					

LINN COUNTY TAX SUMMARY

2020-2021

CODE 00833 Value \$1,663,143 LINN CNTY 4.2136 ESD LBL 0.3049 LBCC 0.6710 ALBANY SD 6.7978 TANGENT RFD 2.5739 4H EXT 0.0700 Total 14.6312	CODE 00848 Value \$325,130 LINN CNTY 4.1090 ESD LBL 0.2866 LBCC 0.6306 ALBANY SD 6.3878 ALBANY CTY 7.4298 4H EXT 0.0648 ALBANY UR 0.9816 Total 19.8902	CODE 00907 Value \$4,743,416 LINN CNTY 4.2136 ESD LBL 0.3049 LBCC 0.6710 LEBANON SD 6.7149 LEBANON RFD 2.5505 N LEB WTR 0.1420 LEB AQUA CNTR 0.2400 4H EXT 0.0700 Total 14.9069	CODE 00918 Value \$37,409,595 LINN CNTY 4.2136 ESD LBL 0.3049 LBCC 0.6710 LEBANON SD 6.7149 LEBANON RFD 2.5505 LEB AQUA CNTR 0.2400 4H EXT 0.0700 Total 14.7649	CODE 00924 Value \$16,000 LINN CNTY 4.0706 ESD LBL 0.2714 LBCC 0.6122 LEBANON SD 5.9722 LEBANON CTY 6.0067 LEB AQUA CNTR 0.2137 4H EXT 0.0624 LEBANON UR 1.5801 Total 18.7893	CODE 00932 Value \$5,700,889 LINN CNTY 4.2136 ESD LBL 0.3049 LBCC 0.6710 LEBANON SD 6.7149 BRNSVL RFD 2.1745 LEB AQUA CNTR 0.2400 4H EXT 0.0700 Total 14.3889
CODE 00834 Value \$31,740,224 LINN CNTY 4.2136 ESD LBL 0.3049 LBCC 0.6710 ALBANY SD 6.7978 HLY/SHD RFD 0.9894 4H EXT 0.0700 Total 13.0467	CODE 00901 Value \$38,850 LINN CNTY 4.2136 ESD LBL 0.3049 LBCC 0.6710 LEBANON SD 6.7149 SODAVLE CTY 0.4552 LEB AQUA CNTR 0.2400 4H EXT 0.0700 Total 12.6696	CODE 00908 Value \$27,738,085 LINN CNTY 4.2136 ESD LBL 0.3049 LBCC 0.6710 LEBANON SD 6.7149 LEBANON SD 6.7149 SCIO RFD 1.8913 LEB AQUA CNTR 0.2400 4H EXT 0.0700 Total 14.1057	CODE 00919 Value \$226,254 LINN CNTY 4.2136 ESD LBL 0.3049 LBCC 0.6710 LEBANON SD 6.7149 LEB AQUA CNTR 0.2400 4H EXT 0.0700 Total 12.2144	CODE 00925 Value \$112,134,070 LINN CNTY 4.0706 ESD LBL 0.2714 LBCC 0.6122 LEBANON SD 5.9722 LEBANON CTY 6.0067 LEBANON RFD 2.2947 LEB AQUA CNTR 0.2137 4H EXT 0.0624 LEBANON UR 1.8359 Total 21.3398	CODE 00933 Value \$36,561,382 LINN CNTY 4.2136 ESD LBL 0.3049 LBCC 0.6710 LEBANON SD 6.7149 LEBANON RFD 2.5505 LEB AQUA CNTR 0.2400 4H EXT 0.0700 Total 14.7649
CODE 00835 Value \$7,651,185 LINN CNTY 4.2136 ESD LBL 0.3049 LBCC 0.6710 ALBANY SD 6.7978 CORVLS RFD 2.1140 4H EXT 0.0700 Total 14.1713	CODE 00902 Value \$650,231,354 LINN CNTY 4.2136 ESD LBL 0.3049 LBCC 0.6710 LEBANON SD 6.7149 LEBANON SD 6.7149 LEBANON RFD 2.5505 LEB AQUA CNTR 0.2400 4H EXT 0.0700 Total 14.7649	CODE 00909 Value \$854,173 LINN CNTY 4.2136 ESD LBL 0.3049 LBCC 0.6710 LEBANON SD 6.7149 LEBANON SD 6.7149 LEB AQUA CNTR 0.2400 4H EXT 0.0700 Total 12.2144	CODE 00920 Value \$568,208 LINN CNTY 4.2136 ESD LBL 0.3049 LBCC 0.6710 LEBANON SD 6.7149 LEBANON RFD 2.5505 N LEB WTR 0.1420 LEB AQUA CNTR 0.2400 4H EXT 0.0700 Total 14.9069	CODE 00926 Value \$4,000 LINN CNTY 4.0706 ESD LBL 0.2714 LBCC 0.6122 LEBANON SD 5.9722 LEBANON CTY 6.0067 LEB AQUA CNTR 0.2137 4H EXT 0.0624 LEBANON UR 1.8359 Total 18.7893	CODE 00934 Value \$7,374,124 LINN CNTY 4.2136 ESD LBL 0.3049 LBCC 0.6710 LEBANON SD 6.7149 LEBANON RFD 2.5505 LEB AQUA CNTR 0.2400 4H EXT 0.0700 Total 14.7649
CODE 00836 Value \$295,600 LINN CNTY 4.2136 ESD LBL 0.3049 LBCC 0.6710 ALBANY SD 6.7978 4H EXT 0.0700 Total 12.0573	CODE 00903 Value \$24,383,851 LINN CNTY 4.2136 ESD LBL 0.3049 LBCC 0.6710 LEBANON SD 6.7149 LEBANON RFD 2.5505 LEB AQUA CNTR 0.2400 4H EXT 0.0700 Total 12.2144	CODE 00914 Value \$19,346,627 LINN CNTY 4.2136 ESD LBL 0.3049 LBCC 0.6710 LEBANON SD 6.7149 LEBANON RFD 2.5505 LEB AQUA CNTR 0.2400 4H EXT 0.0700 Total 14.7649	CODE 00921 Value \$3,650,250 LINN CNTY 4.0706 ESD LBL 0.2714 LBCC 0.6122 LEBANON SD 5.9722 LEBANON CTY 6.0067 LEBANON RFD 2.2947 LEB AQUA CNTR 0.2137 4H EXT 0.0624 LEBANON UR 1.8359 Total 21.3398	CODE 00927 Value \$1,192,771 LINN CNTY 4.1565 ESD LBL 0.2913 LBCC 0.6485 LEBANON SD 6.4137 LEBANON RFD 2.4491 LEB AQUA CNTR 0.2293 4H EXT 0.0669 LEBANON UR 0.5096 Total 14.7649	CODE 00935 Value \$306,297 LINN CNTY 4.2136 ESD LBL 0.3049 LBCC 0.6710 LEBANON SD 6.7149 LEBANON RFD 2.5505 N LEB WTR 0.1420 LEB AQUA CNTR 0.2400 4H EXT 0.0700 Total 14.9069
CODE 00840 Value \$63,180 LINN CNTY 4.2136 ESD LBL 0.3049 LBCC 0.6710 ALBANY SD 6.7978 MILRSBG CTY 3.5000 4H EXT 0.0700 Total 15.5573	CODE 00904 SODAVILLE Value \$18,838,285 LINN CNTY 4.2136 ESD LBL 0.3049 LBCC 0.6710 LEBANON SD 6.7149 SODAVLE CTY 0.4552 LEBANON RFD 2.5505 LEB AQUA CNTR 0.2400 4H EXT 0.0700 Total 15.2201	CODE 00916 Value \$17,091,904 LINN CNTY 4.0706 ESD LBL 0.2714 LBCC 0.6122 LEBANON SD 5.9722 LEBANON CTY 6.0067 LEBANON RFD 2.2947 N LEB WTR 0.1420 LEB AQUA CNTR 0.2137 4H EXT 0.0624 LEBANON UR 1.8359 Total 21.4818	CODE 00922 Value \$454,220 LINN CNTY 4.0706 ESD LBL 0.2714 LBCC 0.6122 LEBANON SD 5.9722 LEBANON CTY 6.0067 LEBANON RFD 2.2947 N LEB WTR 0.1420 LEB AQUA CNTR 0.2137 4H EXT 0.0624 LEBANON UR 1.8359 Total 21.4818	CODE 00928 Value \$10,000 LINN CNTY 4.1565 ESD LBL 0.2913 LBCC 0.6485 LEBANON SD 6.4137 LEBANON RFD 2.4491 LEB AQUA CNTR 0.2293 4H EXT 0.0669 LEBANON UR 0.4082 Total 12.2144	CODE 00936 Value \$437,360 LINN CNTY 4.2136 ESD LBL 0.3049 LBCC 0.6710 LEBANON SD 6.7149 LEB AQUA CNTR 0.2400 4H EXT 0.0700 Total 12.2144
CODE 00846 Value \$518,529,723 LINN CNTY 4.1090 ESD LBL 0.2866 LBCC 0.6306 ALBANY SD 6.3878 ALBANY CTY 7.4298 4H EXT 0.0648 ALBANY UR 0.9816 Total 19.8902	CODE 00905 LEBANON Value \$765,535,348 LINN CNTY 4.0706 ESD LBL 0.2714 LBCC 0.6122 LEBANON SD 5.9722 LEBANON CTY 6.0067 LEBANON RFD 2.2947 LEB AQUA CNTR 0.2137 4H EXT 0.0624 LEBANON UR 1.8359 Total 21.3398	CODE 00917 Value \$36,357,060 LINN CNTY 4.0706 ESD LBL 0.2714 LBCC 0.6122 LEBANON SD 5.9722 LEBANON SD 5.9722 LEBANON CTY 6.0067 LEBANON RFD 2.2947 LEB AQUA CNTR 0.2137 4H EXT 0.0624 LEBANON UR 1.8359 Total 21.3398	CODE 00923 Value \$250,000 LINN CNTY 4.0706 ESD LBL 0.2714 LBCC 0.6122 LEBANON SD 5.9722 LEBANON CTY 6.0067 LEB AQUA CNTR 0.2137 4H EXT 0.0624 LEBANON UR 1.5801 Total 18.7893	CODE 00931 Value \$15,716,449 LINN CNTY 4.0706 ESD LBL 0.2714 LBCC 0.6122 LEBANON SD 5.9722 LEBANON CTY 6.0067 LEBANON RFD 2.2947 LEB AQUA CNTR 0.2137 4H EXT 0.0624 LEBANON UR 1.8359 Total 21.3398	CODE 00938 Value \$17,604,067 LINN CNTY 4.2136 ESD LBL 0.3049 LBCC 0.6710 LEBANON SD 6.7149 SCIO RFD 1.8913 LEB AQUA CNTR 0.2400 4H EXT 0.0700 Total 14.1057

Tax rates are shown in dollars per thousand of taxable value. Rates are before Measure 5 compression.

LINN COUNTY TAX SUMMARY

2020-2021

CODE 00939 Value \$3,721,564 LINN CNTY 4.2136 ESD LBL 0.3049 LBCC 0.6710 LEBANON SD 6.7149 SCIO RFD 1.8913 N LEB WTR 0.1420 LEB AQUA CNTR 0.2400 4H EXT 0.0700 Total 14.2477	CODE 00945 Value \$5,510,915 LINN CNTY 4.2136 ESD LBL 0.3049 LBCC 0.6710 LEBANON SD 6.7149 LEB AQUA CNTR 0.2400 4H EXT 0.0700 Total 12.2144	CODE 00951 Value \$14,300 LINN CNTY 4.2136 ESD LBL 0.3049 LBCC 0.6710 LEBANON SD 6.7149 LEBANON RFD 2.5505 N LEB WTR 0.1420 LEB AQUA CNTR 0.2400 4H EXT 0.0700 Total 14.9069	CODE 00956 Value \$7,000 LINN CNTY 4.0706 ESD LBL 0.2714 LBCC 0.6122 LEBANON SD 5.9722 LEBANON CTY 6.0067 LEB AQUA CNTR 0.2137 4H EXT 0.0624 LEBANON UR 1.5801 Total 18.7893	CODE 00965 Value \$4,213,237 LINN CNTY 4.2136 ESD LBL 0.3049 LBCC 0.6710 LEBANON SD 6.7149 ALBANY RFD 2.1500 LEB AQUA CNTR 0.2400 4H EXT 0.0700 Total 14.3644	CODE 00972 Value \$2,179,840 LINN CNTY 4.0706 ESD LBL 0.2714 LBCC 0.6122 LEBANON SD 5.9722 LEBANON CTY 6.0067 LEBANON RFD 2.2947 LEB AQUA CNTR 0.2137 4H EXT 0.0624 LEBANON UR 1.8359 Total 21.3398
CODE 00940 Value \$126,338,821 LINN CNTY 4.2136 ESD LBL 0.3049 LBCC 0.6710 LEBANON SD 6.7149 LEBANON RFD 2.5505 LEB AQUA CNTR 0.2400 4H EXT 0.0700 Total 14.7649	CODE 00946 LINN CNTY 4.2136 ESD LBL 0.3049 LBCC 0.6710 LEBANON SD 6.7149 LEBANON RFD 2.5505 LEB AQUA CNTR 0.2400 4H EXT 0.0700 Total 14.7649	CODE 00952 Value \$312,020 LINN CNTY 4.0706 ESD LBL 0.2714 LBCC 0.6122 LEBANON SD 5.9722 LEBANON CTY 6.0067 LEBANON RFD 2.2947 N LEB WTR 0.1420 LEB AQUA CNTR 0.2137 4H EXT 0.0624 LEBANON UR 1.8359 Total 21.4818	CODE 00957 WATERLOO Value \$12,092,692 LINN CNTY 4.2136 ESD LBL 0.3049 LBCC 0.6710 LEBANON SD 6.7149 WTRLOO CTY 0.0000 LEBANON RFD 2.5505 LEB AQUA CNTR 0.2400 4H EXT 0.0700 Total 14.7649	CODE 00966 Value \$911,197 LINN CNTY 4.2136 ESD LBL 0.3049 LBCC 0.6710 LEBANON SD 6.7149 TANGENT RFD 2.5739 LEB AQUA CNTR 0.2400 4H EXT 0.0700 Total 14.7883	CODE 00973 Value \$19,119,472 LINN CNTY 4.0706 ESD LBL 0.2714 LBCC 0.6122 LEBANON SD 5.9722 LEBANON CTY 6.0067 LEBANON RFD 2.2947 LEB AQUA CNTR 0.2137 4H EXT 0.0624 LEBANON UR 1.8359 Total 21.3398
CODE 00941 Value \$5,189,433 LINN CNTY 4.2136 ESD LBL 0.3049 LBCC 0.6710 LEBANON SD 6.7149 LEBANON RFD 2.5505 LEB AQUA CNTR 0.2400 N LEB WTR 0.1420 LEB AQUA CNTR 0.2400 4H EXT 0.0700 Total 14.9069	CODE 00947 LINN CNTY 4.0706 ESD LBL 0.2714 LBCC 0.6122 LEBANON SD 5.9722 LEBANON CTY 6.0067 LEBANON RFD 2.2947 LEB AQUA CNTR 0.2137 4H EXT 0.0624 LEBANON UR 1.8359 Total 21.3398	CODE 00953 Value \$1,148,708 LINN CNTY 4.1565 ESD LBL 0.2913 LBCC 0.6485 LEBANON SD 6.4137 LEBANON RFD 2.4491 LEB AQUA CNTR 0.2293 4H EXT 0.0669 LEBANON UR 0.5096 Total 14.7649	CODE 00960 Value \$417,327 LINN CNTY 4.2136 ESD LBL 0.3049 LBCC 0.6710 LEBANON SD 6.7149 LEB AQUA CNTR 0.2400 4H EXT 0.0700 Total 12.2144	CODE 00967 Value \$649,845 LINN CNTY 4.2136 ESD LBL 0.3049 LBCC 0.6710 LEBANON SD 6.7149 TANGENT RFD 2.5739 LEB AQUA CNTR 0.2400 4H EXT 0.0700 Total 14.7883	CODE 00974 Value \$1,859,887 LINN CNTY 4.2136 ESD LBL 0.3049 LBCC 0.6710 LEBANON SD 6.7149 SW HM FIRE/AM 1.7755 LEB AQUA CNTR 0.2400 4H EXT 0.0700 Total 13.9899
CODE 00942 Value \$8,309,436 LINN CNTY 4.2136 ESD LBL 0.3049 LBCC 0.6710 LEBANON SD 6.7149 LEB AQUA CNTR 0.2400 4H EXT 0.0700 Total 12.2144	CODE 00948 Value \$58,971,519 LINN CNTY 4.2136 ESD LBL 0.3049 LBCC 0.6710 LEBANON SD 6.7149 LEBANON RFD 2.5505 N LEB WTR 0.1420 LEB AQUA CNTR 0.2400 4H EXT 0.0700 Total 14.9069	CODE 00954 Value \$81,208,810 LINN CNTY 4.0706 ESD LBL 0.2714 LBCC 0.6122 LEBANON SD 5.9722 LEBANON CTY 6.0067 LEBANON RFD 2.2947 LEB AQUA CNTR 0.2137 4H EXT 0.0624 LEBANON UR 1.8359 Total 21.3398	CODE 00962 Value \$3,402,869 LINN CNTY 4.2136 ESD LBL 0.3049 LBCC 0.6710 LEBANON SD 6.7149 TANGENT RFD 2.5739 LEB AQUA CNTR 0.2400 4H EXT 0.0700 Total 14.7883	CODE 00968 Value \$14,028,328 LINN CNTY 4.1855 ESD LBL 0.2987 LBCC 0.6574 LEBANON SD 6.5784 LEBANON RFD 2.4987 LEB AQUA CNTR 0.2352 4H EXT 0.0686 LEBANON UR 0.2424 Total 14.7649	CODE 00975 Value \$1,597,530 LINN CNTY 4.2136 ESD LBL 0.3049 LBCC 0.6710 LEBANON SD 6.7149 SW HM FIRE/AM 1.7755 LEB AQUA CNTR 0.2400 4H EXT 0.0700 Total 13.9899
CODE 00943 Value \$50,100 LINN CNTY 4.0706 ESD LBL 0.2714 LBCC 0.6122 LEBANON SD 5.9722 LEBANON CTY 6.0067 LEBANON RFD 2.2947 N LEB WTR 0.1420 LEB AQUA CNTR 0.2137 4H EXT 0.0624 LEBANON UR 1.8359 Total 21.4818	CODE 00949 Value \$437,500 LINN CNTY 4.0706 ESD LBL 0.2714 LBCC 0.6122 LEBANON SD 5.9722 LEBANON CTY 6.0067 LEBANON RFD 2.2947 N LEB WTR 0.1420 LEB AQUA CNTR 0.2137 4H EXT 0.0624 LEBANON UR 1.8359 Total 21.4818	CODE 00955 Value \$38,000 LINN CNTY 4.1565 ESD LBL 0.2913 LBCC 0.6485 LEBANON SD 6.4137 LEB AQUA CNTR 0.2293 4H EXT 0.0669 LEBANON UR 0.4082 Total 12.2144	CODE 00963 Value \$13,318 LINN CNTY 4.2136 ESD LBL 0.3049 LBCC 0.6710 LEBANON SD 6.7149 N LEB WTR 0.1420 LEB AQUA CNTR 0.2400 4H EXT 0.0700 Total 12.3564	CODE 00969 Value \$14,883,400 LINN CNTY 4.0706 ESD LBL 0.2714 LBCC 0.6122 LEBANON SD 5.9722 LEBANON CTY 6.0067 LEBANON RFD 2.2947 LEB AQUA CNTR 0.2137 4H EXT 0.0624 LEBANON UR 1.8359 Total 21.3398	CODE 00977 Value \$11,082,843 LINN CNTY 4.0706 ESD LBL 0.2714 LBCC 0.6122 LEBANON SD 5.9722 LEBANON CTY 6.0067 LEBANON RFD 2.2947 LEB AQUA CNTR 0.2137 4H EXT 0.0624 LEBANON UR 1.8359 Total 21.3398
CODE 00944 Value \$20,582,708 LINN CNTY 4.2136 ESD LBL 0.3049 LBCC 0.6710 LEBANON SD 6.7149 SCIO RFD 1.8913 LEB AQUA CNTR 0.2400 4H EXT 0.0700 Total 14.1057	CODE 00950 Value \$7,216,313 LINN CNTY 4.2136 ESD LBL 0.3049 LBCC 0.6710 LEBANON SD 6.7149 LEBANON SD 6.7149 LEB AQUA CNTR 0.2400 4H EXT 0.0700 Total 12.2144		CODE 00964 Value \$1,458,765 LINN CNTY 4.2136 ESD LBL 0.3049 LBCC 0.6710 LEBANON SD 6.7149 LEBANON RFD 2.5505 LEB AQUA CNTR 0.2400 4H EXT 0.0700 Total 14.7649	CODE 00970 Value \$676,910 LINN CNTY 4.1855 ESD LBL 0.2987 LBCC 0.6574 LEBANON SD 6.5784 LEBANON RFD 2.4987 LEB AQUA CNTR 0.2352 4H EXT 0.0686 LEBANON UR 0.2424 Total 14.7649	

Tax rates are shown in dollars per thousand of taxable value. Rates are before Measure 5 compression.

LINN COUNTY TAX SUMMARY

2020-2021

CODE 00978 Value \$5,400,430 LINN CNTY 4.0706 ESD LBL 0.2714 LBCC 0.6122 LEBANON SD 5.9722 LEBANON CTY 6.0067 LEBANON RFD 2.2947 LEB AQUA CNTR 0.2137 4H EXT 0.0624 LEBANON UR 1.8359 Total 21.3398	CODE 02704 Value \$575,333 LINN CNTY 4.2136 ESD WILL 0.2967 CHEM CC 0.8861 CHEM LIB 0.0818 N SANT SD 5.4273 STAYTON RFD 1.3133 4H EXT 0.0700 Total 12.2888	CODE 02713 LINN CNTY 4.2136 ESD WILL 0.2967 LBCC 0.6710 N SANT SD 5.4273 LYONS RFD 1.7635 4H EXT 0.0700 Total 12.4421	CODE 05504 Value \$14,880,642 LINN CNTY 4.2136 ESD LBL 0.3049 LBCC 0.6710 SW HM SD 6.8529 4H EXT 0.0700 Total 12.1124	CODE 05518 Value \$329,959 LINN CNTY 4.2136 ESD LBL 0.3049 LBCC 0.6710 SW HM SD 6.8529 LEBANON RFD 2.5505 4H EXT 0.0700 Total 14.6629	CODE 05527 Value \$756,989 LINN CNTY 4.2136 ESD LBL 0.3049 LBCC 0.6710 SW HM SD 6.8529 SW HM AM 0.3500 SW HM CEM 0.2166 4H EXT 0.0700 Total 12.6790
CODE 00979 Value \$51,752,877 LINN CNTY 4.0706 ESD LBL 0.2714 LBCC 0.6122 LEBANON SD 5.9722 LEBANON CTY 6.0067 LEBANON RFD 2.2947 LEB AQUA CNTR 0.2137 4H EXT 0.0624 LEBANON UR 1.8359 Total 21.3398	CODE 02705 Value \$46,692,936 LINN CNTY 4.2136 ESD WILL 0.2967 CHEM CC 0.8861 CHEM LIB 0.0818 N SANT SD 5.4273 LYONS RFD 1.7635 4H EXT 0.0700 Total 12.7390	CODE 02712 Value \$138,000 LINN CNTY 4.2136 ESD WILL 0.2967 LBCC 0.6710 N SANT SD 5.4273 4H EXT 0.0700 Total 10.6786	CODE 05506 Value \$145,511,445 LINN CNTY 4.2136 ESD LBL 0.3049 LBCC 0.6710 VSW HM SD 6.8529 SW HM FIRE/AM 1.7755 4H EXT 0.0700 Total 13.8879	CODE 05521 Value \$336,000 LINN CNTY 4.2136 ESD LBL 0.3049 LBCC 0.6710 SW HM SD 6.8529 SW HM CTY 10.4357 SW HM CEM 0.2166 4H EXT 0.0700 Total 22.7647	CODE 05528 Value \$101,080 LINN CNTY 4.2136 ESD LBL 0.3049 LBCC 0.6710 SW HM SD 6.8529 SW HM AM 0.3500 MOHAWK RFD 2.2963 4H EXT 0.0700 Total 14.7587
CODE 00980 Value \$25,846,122 LINN CNTY 4.0706 ESD LBL 0.2714 LBCC 0.6122 LEBANON SD 5.9722 LEBANON CTY 6.0067 LEBANON RFD 2.2947 LEB AQUA CNTR 0.2137 4H EXT 0.0624 LEBANON UR 1.8359 Total 21.3398	CODE 02706 Value \$6,456 LINN CNTY 4.2136 ESD WILL 0.2967 CHEM CC 0.8861 CHEM LIB 0.0818 N SANT SD 5.4273 4H EXT 0.0700 Total 10.9755	CODE 02714 Value \$1,596,278 LINN CNTY 4.2136 ESD WILL 0.2967 LBCC 0.6710 N SANT SD 5.4273 STAYTON RFD 1.3133 SANT WTR 0.0000 4H EXT 0.0700 Total 11.9919	CODE 05511 Value \$5,211,887 LINN CNTY 4.2136 ESD LBL 0.3049 LBCC 0.6710 SW HM SD 6.8529 4H EXT 0.0700 Total 12.1124	CODE 05522 Value \$5,000 LINN CNTY 4.2136 ESD LBL 0.3049 LBCC 0.6710 SW HM SD 6.8529 SW HM CTY 10.4357 SW HM FIRE/AM 1.7755 SW HM CEM 0.2166 4H EXT 0.0700 Total 24.5402	CODE 07901 Value \$89,971 LINN CNTY 4.2136 ESD LBL 0.2232 LANE CC 0.9628 MARCOLA SD 6.6856 4H EXT 0.0700 Total 12.1552
CODE 02701 LYONS Value \$96,110,442 LINN CNTY 4.2136 ESD WILL 0.2967 CHEM CC 0.8861 CHEM LIB 0.0818 N SANT SD 5.4273 LYONS CTY 1.8926 LYONS RFD 1.7635 4H EXT 0.0700 Total 14.6316	CODE 02707 Value \$173,050 LINN CNTY 4.2136 ESD WILL 0.2967 CHEM CC 0.8861 CHEM LIB 0.0818 N SANT SD 5.4273 LYONS CTY 1.8926 LYONS RFD 1.7635 4H EXT 0.0700 Total 14.6316	CODE 04001 Value \$13,712,133 LINN CNTY 4.2136 ESD LANE 0.2232 LANE CC 0.9628 EUGENE SD 8.4436 HARSBG RFD 1.9106 4H EXT 0.0700 Total 15.8238	CODE 05512 Value \$4,747,922 LINN CNTY 4.2136 ESD LBL 0.3049 LBCC 0.6710 SW HM SD 6.8529 SW HM CEM 0.2166 4H EXT 0.0700 Total 12.3290	CODE 05513 Value \$94,866,455 LINN CNTY 4.2136 ESD LBL 0.3049 LBCC 0.6710 SW HM SD 6.8529 SW HM AM 0.3500 SW HM CEM 0.2166 4H EXT 0.0700 Total 12.6790	CODE 09502 Value \$219,322,728 LINN CNTY 4.2136 ESD LBL 0.3049 LBCC 0.6710 SCIO SD 4.5080 SCIO RFD 1.8913 4H EXT 0.0700 Total 11.6588
CODE 02702 Value \$5,014,447 LINN CNTY 4.2136 ESD WILL 0.2967 CHEM CC 0.8861 CHEM LIB 0.0818 N SANT SD 5.4273 4H EXT 0.0700 Total 10.9755	CODE 02709 Value \$313,300 LINN CNTY 4.2136 ESD WILL 0.2967 LBCC 0.6710 SW HM SD 6.8529 SW HM CTY 10.4357 SW HM FIRE/AM 1.7755 SW HM CEM 0.2166 4H EXT 0.0700 N SANT SD 5.4273 STAYTON RFD 1.3133 4H EXT 0.0700 Total 11.9919	CODE 05501 SWEET HOME Value \$516,111,718 LINN CNTY 4.2136 ESD LBL 0.3049 LBCC 0.6710 SW HM SD 6.8529 SW HM FIRE/AM 1.7755 SW HM CEM 0.2166 4H EXT 0.0700 Total 24.5402	CODE 05515 Value \$24,815,977 LINN CNTY 4.2136 ESD LBL 0.3049 LBCC 0.6710 SW HM SD 6.8529 SW HM FIRE/AM 1.7755 4H EXT 0.0700 Total 13.8879	CODE 05524 Value \$86,001,268 LINN CNTY 4.2136 ESD LBL 0.3049 LBCC 0.6710 SW HM SD 6.8529 SW HM AM 0.3500 SW HM CEM 0.2166 4H EXT 0.0700 Total 14.1045	CODE 09503 Value \$7,020,167 LINN CNTY 4.2136 ESD LBL 0.3049 LBCC 0.6710 SCIO SD 4.5080 4H EXT 0.0700 Total 9.7675
CODE 02703 Value \$60,413,408 LINN CNTY 4.2136 ESD WILL 0.2967 CHEM CC 0.8861 CHEM LIB 0.0818 N SANT SD 5.4273 LYONS RFD 1.7635 4H EXT 0.0700 Total 12.7390	CODE 02710 Value \$115,456,116 LINN CNTY 4.2136 ESD WILL 0.2967 LBCC 0.6710 SW HM SD 6.8529 SW HM FIRE/AM 1.7755 SW HM CEM 0.2166 4H EXT 0.0700 N SANT SD 5.4273 STAYTON RFD 1.3133 4H EXT 0.0700 Total 11.9919	CODE 05502 Value \$168,909,992 LINN CNTY 4.2136 ESD LBL 0.3049 LBCC 0.6710 SW HM SD 6.8529 SW HM FIRE/AM 1.7755 SW HM CEM 0.2166 4H EXT 0.0700 Total 14.1045	CODE 05517 Value \$155,609 LINN CNTY 4.2136 ESD LBL 0.3049 LBCC 0.6710 SW HM SD 6.8529 LEBANON RFD 2.5505 4H EXT 0.0700 Total 14.6629	CODE 05525 Value \$4,951,409 LINN CNTY 4.2136 ESD LBL 0.3049 LBCC 0.6710 SW HM SD 6.8529 BRNSVL RFD 2.1745 SW HM AM 0.3500 4H EXT 0.0700 Total 14.6369	CODE 09504 Value \$1,744,589 LINN CNTY 4.2136 ESD LBL 0.3049 LBCC 0.6710 SCIO SD 4.5080 S SANT WTR 1.0044 4H EXT 0.0700 Total 12.6632
CODE 02711 Value \$5,276,557 LINN CNTY 4.2136 ESD WILL 0.2967 LBCC 0.6710 N SANT SD 5.4273 LYONS RFD 1.7635 4H EXT 0.0700 Total 12.5699	CODE 05503 Value \$6,830,173 LINN CNTY 4.2136 ESD LBL 0.3049 LBCC 0.6710 SW HM SD 6.8529 SW HM CEM 0.2166 4H EXT 0.0700 Total 12.3290	CODE 05526 Value \$5,413,055 LINN CNTY 4.2136 ESD LBL 0.3049 LBCC 0.6710 SW HM SD 6.8529 SW HM AM 0.3500 4H EXT 0.0700 Total 12.4624	Tax rates are shown in dollars per thousand of taxable value. Rates are before Measure 5 compression.		

LINN COUNTY TAX SUMMARY

2020-2021

CODE 09508 Value \$39,839,955 LINN CNTY 4.2136 ESD LBL 0.3049 LBCC 0.6710 SCIO SD 4.5080 SCIO RFD 1.8913 SANT WTR 0.0000 4H EXT 0.0700 Total 11.6588	CODE 09515 Value \$465,896 LINN CNTY 4.2136 ESD LBL 0.3049 LBCC 0.6710 SCIO SD 4.5080 LYONS RFD 1.7635 4H EXT 0.0700 Total 11.5310	CODE 12707 GATES Value \$4,348,922 LINN CNTY 4.2136 ESD LBL 0.3049 LBCC 0.6710 CHEM CC 0.8861 CHEM LIB 0.0818 SANT CAN SD 4.8880 SANT CAN SD 2.1518 GATES CTY 0.2824 GATES RFD 2.3000 4H EXT 0.0700 Total 15.1786	CODE 14015 Value \$4,777,082 LINN CNTY 4.2136 ESD WILL 0.2967 LBCC 0.6710 JEFFRSN SD 6.2216 SCIO RFD 1.8913 JEFFRSN PARK 0.2914 SANT WTR 0.0000 4H EXT 0.0700 Total 13.6556	CODE 50901 Value \$143,108,456 LINN CNTY 4.2136 ESD LBL 0.3049 LBCC 0.6710 CORVLS SD 7.7727 CORVLS RFD 2.1140 4H EXT 0.0700 Total 15.1462	CODE 55203 Value \$167,227,212 LINN CNTY 4.2136 ESD LBL 0.3049 LBCC 0.6710 C LINN SD 4.6179 BRNSVL RFD 2.1745 4H EXT 0.0700 Total 12.0519	CODE 55210 Value \$36,091,351 LINN CNTY 4.2136 ESD LBL 0.3049 LBCC 0.6710 C LINN SD 4.6179 HLY/SHD RFD 0.9894 4H EXT 0.0700 Total 10.8668
CODE 09509 Value \$1,246,647 LINN CNTY 4.2136 ESD LBL 0.3049 LBCC 0.6710 SCIO SD 4.5080 STAYTON RFD 1.3133 SANT WTR 0.0000 4H EXT 0.0700 Total 11.0808	MILL CITY Value \$83,960,296 LINN CNTY 4.2136 ESD LBL 0.3049 CHEM CC 0.8861 CHEM LIB 0.0818 SANT CAN SD 2.1518 MILL CTY 4.1578 MILL CTY RFD 1.6048 4H EXT 0.0700 Total 18.3588	CODE 12708 Value \$2,192,958 LINN CNTY 4.2136 ESD LBL 0.3049 CHEM CC 0.8861 CHEM LIB 0.0818 SANT CAN SD 4.8880 SANT CAN SD 2.1518 IDANHA RFD 2.3392 4H EXT 0.0700 Total 14.9354	CODE 14016 Value \$9,804,281 LINN CNTY 4.2136 ESD WILL 0.2967 LBCC 0.6710 JEFFRSN SD 6.2216 JEFFRSN RFD 1.5755 JEFFRSN PARK 0.2914 4H EXT 0.0700 Total 13.3398	CODE 50902 Value \$488,265 LINN CNTY 4.2136 ESD LBL 0.3049 LBCC 0.6710 CORVLS SD 7.7727 4H EXT 0.0700 Total 13.0322	CODE 55204 Value \$169,808,845 LINN CNTY 4.2136 ESD LBL 0.3049 LBCC 0.6710 C LINN SD 4.6179 HLY/SHD RFD 0.9894 4H EXT 0.0700 Total 10.8668	CODE 55211 Value \$3,963,657 LINN CNTY 4.2136 ESD LBL 0.3049 LBCC 0.6710 C LINN SD 4.6179 HARSBG RFD 1.9106 4H EXT 0.0700 Total 11.7880
CODE 09510 SCIO Value \$59,472,769 LINN CNTY 4.2136 ESD LBL 0.3049 LBCC 0.6710 SCIO SD 4.5080 SCIO CTY 4.9057 SCIO RFD 1.8913 4H EXT 0.0700 Total 16.5645	CODE 12702 Value \$51,196,982 LINN CNTY 4.2136 ESD LBL 0.3049 CHEM CC 0.8861 CHEM LIB 0.0818 SANT CAN SD 4.8880 MILL CTY RFD 1.6048 4H EXT 0.0700 Total 14.2010	CODE 12709 IDANHA Value \$4,483,821 LINN CNTY 4.2136 ESD LBL 0.3049 CHEM CC 0.8861 CHEM LIB 0.0818 SANT CAN SD 4.8880 SANT CAN SD 2.1518 IDANHA CTY 2.5029 IDANHA RFD 2.3392 4H EXT 0.0700 Total 17.4383	CODE 14017 Value \$6,415,748 LINN CNTY 4.2136 ESD WILL 0.2967 LBCC 0.6710 JEFFRSN SD 6.2216 JEFFRSN RFD 1.5755 JEFFRSN PARK 0.2914 SANT WTR 0.0000 4H EXT 0.0700 Total 13.3398	CODE 50903 Value \$11,145,832 LINN CNTY 4.2136 ESD LBL 0.3049 LBCC 0.6710 CORVLS SD 7.7727 ALBANY RFD 2.1500 4H EXT 0.0700 Total 15.1822	CODE 55205 Value \$9,085,626 LINN CNTY 4.2136 ESD LBL 0.3049 LBCC 0.6710 C LINN SD 4.6179 TANGENT RFD 2.5739 4H EXT 0.0700 Total 12.4513	CODE 55212 HALSEY Value \$59,952,325 LINN CNTY 4.2136 ESD LBL 0.3049 LBCC 0.6710 C LINN SD 4.6179 HALSEY CTY 6.5181 HLY/SHD RFD 0.9894 4H EXT 0.0700 Total 17.3849
CODE 09511 Value \$1,000 LINN CNTY 4.2136 ESD LBL 0.3049 LBCC 0.6710 SCIO SD 4.5080 SCIO CTY 4.9057 SCIO RFD 1.8913 SANT WTR 0.0000 4H EXT 0.0700 Total 16.5645	CODE 12703 Value \$34,274,042 LINN CNTY 4.2136 ESD LBL 0.3049 CHEM CC 0.8861 CHEM LIB 0.0818 SANT CAN SD 4.8880 SANT CAN SD 2.1518 4H EXT 0.0700 Total 12.5962	CODE 14012 Value \$452,322 LINN CNTY 4.2136 ESD WILL 0.2967 LBCC 0.6710 JEFFRSN SD 6.2216 JEFFRSN RFD 1.5755 JEFFRSN PARK 0.2914 S SANT WTR 1.0044 4H EXT 0.0700 Total 14.3442	CODE 14018 Value \$3,710,638 LINN CNTY 4.2136 ESD WILL 0.2967 LBCC 0.6710 JEFFRSN SD 6.2216 JEFFRSN RFD 1.5755 JEFFRSN PARK 0.2914 SANT WTR 0.0000 4H EXT 0.0700 Total 13.3398	CODE 50904 Value \$834,779 LINN CNTY 4.2136 ESD LBL 0.3049 LBCC 0.6710 CORVLS SD 7.7727 TANGENT RFD 2.5739 4H EXT 0.0700 Total 15.6061	CODE 55206 Value \$3,669,051 LINN CNTY 4.2136 ESD LBL 0.3049 LBCC 0.6710 C LINN SD 4.6179 HARSBG RFD 1.9106 4H EXT 0.0700 Total 11.7880	CODE 55214 Value \$5,515,905 LINN CNTY 4.2136 ESD LBL 0.3049 LBCC 0.6710 C LINN SD 4.6179 HLY/SHD RFD 0.9894 4H EXT 0.0700 Total 10.8668
CODE 09512 Value \$998,175 LINN CNTY 4.2136 ESD LBL 0.3049 LBCC 0.6710 SCIO SD 4.5080 4H EXT 0.0700 Total 9.7675	CODE 12704 Value \$25,995,924 LINN CNTY 4.2136 ESD LBL 0.3049 CHEM CC 0.8861 CHEM LIB 0.0818 SANT CAN SD 4.8880 SANT CAN SD 2.1518 4H EXT 0.0700 Total 14.3597	CODE 14013 Value \$41,223 LINN CNTY 4.2136 ESD WILL 0.2967 LBCC 0.6710 JEFFRSN SD 6.2216 JEFFRSN RFD 1.5755 JEFFRSN PARK 0.2914 DEV/CON WTR 0.1614 4H EXT 0.0700 Total 13.5012	CODE 14019 Value \$13,582,073 LINN CNTY 4.2136 ESD WILL 0.2967 LBCC 0.6710 JEFFRSN SD 6.2216 JEFFRSN RFD 1.5755 BENTON LIB 0.3947 CORVLS SD 7.7727 4H EXT 0.0700 Total 14.0216	CODE 50905 Value \$427,595 LINN CNTY 4.2136 ESD LBL 0.3049 LBCC 0.6710 CORVLS SD 7.7727 HLY/SHD RFD 0.9894 4H EXT 0.0700 Total 14.0216	CODE 55207 Value \$16,007,660 LINN CNTY 4.2136 ESD LBL 0.3049 LBCC 0.6710 C LINN SD 4.6179 4H EXT 0.0700 Total 9.8774	CODE 55215 Value \$515,100 LINN CNTY 4.2136 ESD LBL 0.3049 LBCC 0.6710 C LINN SD 4.6179 4H EXT 0.0700 Total 9.8774
CODE 09513 Value \$6,592,412 LINN CNTY 4.2136 ESD LBL 0.3049 LBCC 0.6710 SCIO SD 4.5080 SCIO RFD 1.8913 4H EXT 0.0700 Total 11.6588	CODE 12705 Value \$27,169,557 LINN CNTY 4.2136 ESD LBL 0.3049 CHEM CC 0.8861 CHEM LIB 0.0818 SANT CAN SD 4.8880 SANT CAN SD 2.1518 GATES RFD 2.3000 4H EXT 0.0700 Total 14.8962	CODE 14014 Value \$189,800 LINN CNTY 4.2136 ESD WILL 0.2967 LBCC 0.6710 JEFFRSN SD 6.2216 JEFFRSN PARK 0.2914 4H EXT 0.0700 Total 11.7643	CODE 14020 Value \$390,354 LINN CNTY 4.2136 ESD WILL 0.2967 LBCC 0.6710 C LINN SD 4.6179 HALSEY CTY 6.5181 MILRSBG CTY 3.5000 4H EXT 0.0700 Total 15.2643	CODE 50906 Value \$16,468,275 LINN CNTY 4.2136 ESD LBL 0.3049 LBCC 0.6710 BENTON LIB 0.3947 CORVLS SD 7.7727 4H EXT 0.0700 Total 13.4269	CODE 55208 Value \$710,216 LINN CNTY 4.2136 ESD LBL 0.3049 LBCC 0.6710 C LINN SD 4.6179 SW HM FIRE/AM 1.7755 4H EXT 0.0700 Total 11.6529	CODE 55219 BROWNSVILLE Value \$122,388,050 LINN CNTY 4.2136 ESD LBL 0.3049 LBCC 0.6710 C LINN SD 4.6179 BRNSVL CTY 7.7044 BRNSVL RFD 2.1745 4H EXT 0.0700 Total 19.7563
CODE 09514 Value \$11,714,404 LINN CNTY 4.2136 ESD LBL 0.3049 LBCC 0.6710 SCIO SD 4.5080 LYONS RFD 1.7635 4H EXT 0.0700 Total 11.5310	CODE 12706 Value \$27,169,557 LINN CNTY 4.2136 ESD LBL 0.3049 CHEM CC 0.8861 CHEM LIB 0.0818 SANT CAN SD 4.8880 SANT CAN SD 2.1518 GATES RFD 2.3000 4H EXT 0.0700 Total 14.8962	CODE 14015 Value \$4,777,082 LINN CNTY 4.2136 ESD WILL 0.2967 LBCC 0.6710 JEFFRSN SD 6.2216 JEFFRSN RFD 1.5755 JEFFRSN PARK 0.2914 SANT WTR 0.0000 4H EXT 0.0700 Total 13.3398	CODE 14016 Value \$9,804,281 LINN CNTY 4.2136 ESD WILL 0.2967 LBCC 0.6710 JEFFRSN SD 6.2216 JEFFRSN RFD 1.5755 JEFFRSN PARK 0.2914 SANT WTR 0.0000 4H EXT 0.0700 Total 13.3398	CODE 50907 Value \$3,108,910 LINN CNTY 4.2136 ESD LBL 0.3049 LBCC 0.6710 C LINN SD 4.6179 HALSEY CTY 6.5181 4H EXT 0.0700 Total 16.3955	CODE 55209 Value \$58,580 LINN CNTY 4.2136 ESD LBL 0.3049 LBCC 0.6710 C LINN SD 4.6179 4H EXT 0.0700 Total 9.8774	CODE 55220 Value \$189,996,902 LINN CNTY 4.2136 ESD LBL 0.3049 LBCC 0.6710 C LINN SD 4.6179 HLY/SHD RFD 0.9894 4H EXT 0.0700

Tax rates are shown in dollars per thousand of taxable value. Rates are before Measure 5 compression.

~ District Abbreviations ~

4H EXT	4H Extension Dist	HARSBG RFD	Harrisburg Rural Fire	MILL CTY RFD	Mill City Rural Fire
ALBANY CTY	Albany City	HARSBG SD	Harrisburg School	MILRSBG CTY	Millersburg City
ALBANY RFD	Albany Rural Fire	HARSBG UR	Harrisburg Redevelop	MOHAWK RFD	Mohawk Valley Rurl Fire
ALBANY SD	Albany School	HLY/SHD RFD	Halsey/Shed Rural Fire	N LEB WTR	North Lebanon Water
ALBANY UR	Central Albany Revit	IDANHA CTY	Idanha City	N SANT SD	North Santiam School
BENTON LIB	Benton Co Library	IDANHA RFD	Idanha Rural Fire	S SANT WTR	South Santiam Water
BRNSVL CTY	Brownsville City	JEFFRSN PARK	Jefferson Park Rec	SANT CAN SD	Santiam Canyon School
BRNSVL RFD	Brownsville Rural Fire	JEFFRSN RFD	Jefferson Rural Fire	SANT WTR	Santiam Water
C LINN SD	Central Linn School	JEFFRSN SD	Jefferson School	SCIO CTY	Scio City
CHEM CC	Chemeketa CC	LANE CC	Lane CC	SCIO RFD	Scio Rural Fire
CHEM LIB	Chemeketa Library	LBCC	Linn Benton CC	SCIO SD	Scio School
CORVLS RFD	Corvallis Rural Fire	LEB AQUA CNTR	Lebanon Aquatic Center	SODAVLE CTY	Sodaville City
CORVLS SD	Corvallis School	LEBANON UR	Lebanon Urban Renewal	STAYTON RFD	Stayton Rural Fire
DEV/CON WTR	Dever Conner Water	LEBANON CTY	Lebanon City	SW HM AM	Sweet Home Ambulance
ESD LANE	Lane ESD	LEBANON RFD	Lebanon Rural Fire	SW HM CEM	Sweet Home Cemetary
ESD LBL	LinnBtnLinc ESD	LEBANON SD	Lebanon School	SW HM CTY	Sweet Home City
ESD WILL	Willamette Regional ESD	LINN CNTY	Linn County	SW HM FIRE/AM	Sweet Home Fire & Ambul
EUGENE SD	Eugene School	LINN S/WTR	Linn Soil & Water Consvr	SW HM SD	Sweet Home School
GATES CTY	Gates City	LYONS CTY	Lyons City	TANGENT CTY	Tangent City
GATES RFD	Gates Rural Fire	LYONS RFD	Lyons Rural Fire	TANGENT RFD	Tangent Rural Fire Dist.
HALSEY CTY	Halsey City	MARCOLA SD	Marcola School	WTRLOO CTY	Waterloo City
HARSBG CTY	Harrisburg City	MILL CTY	Mill City		

This summary is designed to provide information about the current Assessment and Tax Roll. More detailed or specific information is available from our office, located in room 214 of the County Courthouse at 300 4th Ave SW in Albany.

If you have questions concerning property you own or more general questions about the property tax system, you are welcome to discuss your situation with a member of our staff. If you are eligible for a program to help reduce your property taxes, we will gladly help in any way we can.

Ad valorem taxes are based on the assessed value of your property as of January 1st. Those taxes provide funds for the operation of schools, cities, fire districts, and other miscellaneous taxing districts.

The Assessor does not tax, but values your property through methods prescribed by state law and regulation. The Assessor does not determine the amount of money your taxing district receives. To control spending, you should take an active interest in local budget meetings and elections. You are, in effect, purchasing services with your tax dollars.

Taxes are due and payable in three installments. The first third is due on November 16th, the second third on February 17th, and the final third on May 17th. A three percent discount will be allowed on taxes paid in full on or before November 16th. A two percent discount will be allowed if two-thirds of the total taxes are paid on or before November 16th. No discount will be allowed on taxes paid after November 16th. Interest at a rate of 1-1/3% per month or fraction of a month will be charged on any payment made after the installment due date.

By law this office must credit your property tax payments to the earliest year for which taxes are due on your property. In order to receive a discount on your current year's bill, all prior year's taxes, penalties and interest must first be fully paid.

I, Andy Stevens, Linn County Assessor/Tax Collector, State of Oregon, do hereby certify that the assessed valuations, tax levies and taxes set forth herein contained, are true and correct copies of the originals, as the same appears on file in my office and custody.

Andy Stevens

Linn County Assessor / Tax Collector

Mailing Address:
Linn County Assessment and Taxation
PO Box 100
Albany OR 97321

Location:
Linn County Courthouse, Room 214

Phone: (541) 967-3808

Web Site:
www.co.linn.or.us